



NEAR-TERM

LOW-COST

**URANIUM
PRODUCTION**

Q1 2025

Corporate Presentation

DISCLAIMER



IMPORTANT NOTICE

You must read the following disclaimer before continuing. This disclaimer applies to the materials following this page (Document). You are advised to read this disclaimer carefully before reading or making any other use of the Document. By receiving this Document, you agree to be bound by the terms and conditions set out in this disclaimer, including any modifications to them from time to time.

This Document is being issued by NEO Energy Metals Plc to a limited number of parties in connection with the possible issue of shares by NEO Energy Metals Plc (Company).

The purpose of this Document is to assist the recipient in deciding whether he/it wishes to proceed with a further investigation of the issue of shares by the Company, and in determining the terms for such transaction. This Document does not constitute an offer or invitation for the sale or purchase of securities or any of the businesses or assets described in it.

The information in this Document, which does not purport to be comprehensive, has been provided by the Company and has not been independently verified. THE INFORMATION IN THIS PRESENTATION, WHICH IS IN DRAFT FORM AND IS INCOMPLETE, IS SUBJECT TO UPDATING, COMPLETION, REVISION, AND AMENDMENT. While this information has been prepared in good faith, no representation or warranty, express or implied, is or will be made and no responsibility or liability is or will be accepted by the Company, or any of the Company's officers, employees or agents in relation to the accuracy or completeness of this Document or any other written or oral information made available to any interested party, or its advisers and any such liability is expressly disclaimed. In particular, this Document refers to certain events as having occurred which have not yet occurred at the date of publication, but which are expected to occur in due course.

No information set out or referred to in this Document shall form the basis of any contract. Any prospective purchaser of shares and/or interest in the Company shall be required to acknowledge in any relevant that it has not relied on or been induced to enter into such an agreement by any representation or warranty, save as expressly set out in such agreement. No reliance may be placed for any purpose whatsoever on the images contained in this Document, which have been included to give the recipient an understanding of the business strategy, plans and objectives of management for future operations of the Company.

This Document has been delivered to interested parties for information only and on the express understanding that they shall use it only for the purpose set out above. The Company gives no undertaking to provide the recipient with access to any additional information or to update this Document or any additional information, or to correct any inaccuracies in it which may become apparent, and it reserves the right, without giving reasons, at any time and in any respect, to amend or terminate the procedure for the issue of shares by, the Company or to terminate negotiations with any prospective purchaser.

The issue of this Document shall not be deemed to be any form of commitment on the part of the Company to proceed with any transaction.

This Document has not been approved by the Financial Conduct Authority (FCA), nor is it intended that any further versions of this Document will be so approved. Any sale of shares in the Company will only be made to qualified investors for the purposes of and as defined in section 86 of Financial Services and Markets Act 2000 (FSMA) and accordingly this Document does not constitute, and the Company is not making an offer to the public within the meaning of sections 85(1) and 102B of FSMA.

For the purpose of Section 21 of FSMA, this Document constitutes a financial promotion which has been issued by the Company, but whose content has not been approved by any person authorised by the FCA. Accordingly, it may only be used as a communication made to (i) persons authorised under FSMA and other categories of "investment professional" defined in accordance with article 19 of FSMA (Financial Promotion) Order 2005 (the Order); (ii) "certified high net worth individuals" as defined in accordance with article 48 of the Order; (iii) high value entities as referred to in article 49(2) (a), (b) and/or (c) of the Order (or individuals in their capacities as directors, officers or employees of such entities); (iv) "sophisticated investors" as defined in accordance with article 50 of the Order; and (v) "self-certified sophisticated investors" as defined in accordance with article 50A of the Order. The Company has not sanctioned the use of this Document for a financial promotion to any person not falling under articles 19, 48, 49, 50 or 50A of the Order and no such person should place reliance upon this Document for any purpose. Use of this Document other than in accordance with this restriction is not permitted and may contravene FSMA.

This Document is not being distributed to persons outside the United Kingdom, and the distribution of this Document into jurisdictions other than the United Kingdom may be restricted by law. Any failure to comply with any of the restrictions may constitute a violation of the securities law of any such jurisdiction (Restricted Jurisdiction). In particular this Document should not be distributed in or into, forwarded to or transmitted to the United States or any other Restricted Jurisdiction.

The shares in the Company have not been, and will not be, registered under the United States Securities Act 1933 or under the securities laws of any state, district or other jurisdiction of the United States, or under the securities laws of any other Restricted Jurisdiction or any state, province or territory thereof or any other jurisdiction outside the United Kingdom. There will be no public offer in any Restricted Jurisdiction. Accordingly, the shares of the Company may not be taken up, offered, sold, resold, delivered or distributed, directly or indirectly, through CREST or otherwise, within, into or from the United States or any of the other Restricted Jurisdictions or to, or for the account of, any person with a registered address in, or who is resident or ordinarily resident in, or a citizen of such jurisdictions or to any person in any country or territory where to do so would or might contravene local securities laws or regulations except pursuant to an applicable exemption.

This Document does not and will not constitute an offer to sell or the solicitation of any offer to buy shares of the Company or any other securities in any jurisdiction in which such offer or solicitation is unlawful. No action has been taken by the Company that would permit an offer of shares in the Company or possession or distribution of this Document where action for that purpose is required. Persons into whose possession this Document comes should inform themselves about and observe any such restrictions. Any failure to comply with these restrictions may constitute a violation of the securities law or other laws of any such jurisdictions.

No reliance may be placed for any purpose whatsoever on the information or opinions contained in this Document or on its completeness, accuracy or fairness, save that the Company shall not exclude any liability for, or remedy in respect of, fraudulent misrepresentation in this Document.

Forward Looking Statement

All statements other than statements of historical facts included in this Document, including, without limitation, those regarding the Company's financial position, business strategy, plans and objectives of management for future operations or statements relating to expectations in relation to sales, earnings, profits or dividends or any statements preceded by, followed by or that include the words "targets", "believes", "expects", "aims", "intends", "plans", "will", "may", "anticipates", "would", "could" or similar expressions or the negative thereof, are forward-looking statements. Such forward-looking statements involve known and unknown risks, uncertainties and other important factors beyond the Company's control that could cause the actual results, performance, achievements of or dividends paid by, the Company to be materially different from future results, performance or achievements, or dividend payments expressed or implied by such forward-looking statements. Such forward-looking statements are based on numerous assumptions regarding the Company's present and future business strategies and the environment in which the Company will operate in the future. These forward-looking statements speak only as of the date of this Document.

If you have not received this Document directly from the Company, your receipt is unauthorised. Please return this Document to the Company immediately.

MAIN BOARD LONDON LISTING

- Neo Energy Metals (LSE: NEO) is the only uranium exploration company listed on the Main Market of the London Stock Exchange
- Only primary listed uranium mine development company in London to offer investors with direct exposure to the uranium sector
- One of the most advanced, high-grade uranium companies capable of near-term production
- Our focus is on Henkries, an advanced, low-cost uranium project in the Northern Cape Province of South Africa with a clear pathway to production. With +US\$30m of historical work undertaken at the project.
- Currently updating a previously published feasibility study together with increasing the mineral resource ahead of a determination of the development schedule at the end of 2024 to bring Henkries into production.
- £3,500,000 strategic equity investment by Q Global Commodities secured and further £1,500,000 equity raising underway to fully fund the company through to a production decision
- Low valuation relative to TSX and ASX-listed uranium exploration companies
- First Inward Dual Listing on the A2X Markets (A2X: NEO), an independent South African stock exchange. Aimed to expanding its investor base and facilitate strategic acquisitions of uranium projects, particularly within South Africa.

Three-pronged approach

1. Develop

Fast-track the interrogation of Henkries ahead of a determination of the development schedule by end of 2024, followed by 9 to 18 months developing a small-scale uranium mine to generate cash-flow.



2. Procure

Procure assets of a suitable potential to explore and develop in the Northern Cape region of South Africa to extend the life of the Henkries mine or increase the modular production capacity of any future Henkries plant.



3. Explore

Explore additional minerals of significant value to the global decarbonisation drive including lithium, graphite, copper, lead, and zinc, should they occur on properties under investigation. Any discoveries worthy of investigation have the potential to be spun out with the proceeds being used to fund Neo's uranium growth strategy.



A Board with strong and proven credentials in African mining and investment



Sean Heathcote - Chief Executive Officer

- Over 31 years' experience in the mining and exploration industry in Africa and across a broad range of commodities including uranium, bulk commodities, precious metals, diamonds and base metals.
- Operations management positions at Billiton and Anglo American and with 16 years of executive management and directorships in the project development companies of Fluor, Murray & Roberts, GRD Minproc and Sedgman.



Jason Brewer (M.Eng (Hons)) --Executive Chairman

- Over 28 years' experience in international mining, financial markets and investment banking with a particular focus in Africa.
- Experience with a number of major global investment banks, including Dresdner Kleinwort Benson, NM Rothschild & Sons and Investec and with listed funds management companies focused on the mining and metals sector.



Quinton van der Burgh - Executive Director

- Founder and CEO of Q Global Commodities, one of South Africa's leading independent commodity, mining, logistics and investment funds.
- One of South Africa's leading entrepreneurs, philanthropist and mining magnate.
- Established more than 45 mines in Africa from greenfield status through to production and exports of materials to the global commodity markets.



Bongani Raziya - Non-Executive Director

- Over 20 years' experience in oil and gas and mining in Africa with various directorships held in well-established profitable companies.
- Director of Petregaz, a company that aggregates liquefied petroleum gas, with a terminal in Richards Bay and is the largest independent LPG distributor in South Africa. Also, a director of Umsimbithi Mining which operates the Wonderfontein Coal Mine.



Jackline Muchai - Non-Executive Director

- Kenyan based businesswoman and founder and Chief Executive of Nairobi based Gathoni Muchai Investments Limited, a focused mining and materials, property and retail business specialising in investments in East and Southern Africa.
- Director of UK incorporated Mayflower Children's Foundation which aims at improving young children's education, health and well-being in Africa through education, nutrition and recreational programs.



James Longley - Non-Executive Director

- Over 30 years' experience in finance, James Longley is a chartered accountant whose career has been focused on venture capital, private equity and building growth companies.
- His earlier career was with Arthur Andersen, Creditanstalt-Bankverein Merchant Banking and Touche Ross Corporate Finance.
- Current Co-founder, Director, Chief Financial Officer and interim CEO of Plutus PowerGen plc, a company listed on AIM.



Charles Tatnall - Non-Executive Director

- Charles Tatnall is a seasoned advisor and fundraiser, specializing in small and medium-sized enterprises across diverse industries.
- His experience includes advising investment and family wealth firms, evaluating investments and business opportunities, and managing personal investments.
- Previously he held a number of positions with public companies in North America and Canada and was a director and founder of several micro-cap North American listed companies being responsible for general corporate governance and all finance areas.

A management team with the capabilities to successfully advance Henkries to production

Andrew Pedley

Andrew Pedley (B.Sc. M.Sc. Pr. Sci. Nat.) – Senior Geological Consultant

- Exploration and resource geologist with over 20 years' of successful mineral exploration work in Africa from greenfields exploration to management of large resource drilling programs, resource modelling and estimation
- A track-record of adding value by discovering high-quality mineral deposits, expanding existing deposits and identifying new opportunities
- Previously managed the uranium exploration activities conducted by Niger Uranium Limited at the Henkries Uranium Project between 2008 and 2010

Stephen Amphlett

Stephen Amphlett – Company Secretary and Chief Financial Officer

- Over 35 years' experience focusing on the management, growth and financing of emerging mining, procurement and mine services companies
- Director and Chief Financial Officer of Mayflower Capital Investments, and responsible for overseeing its investments and financial positions in African focused mining and exploration companies

Peter Hibberd

Peter Hibberd (B.Sc.(Hons) Min. Geol. B. Sc. (Hons) Min. Eng.) – Project Manager and Country Manager

- A qualified geologist and mining engineer with over 30 years' experience in the mining sector in Southern Africa
- Technical positions with a number of major mining houses including De Beers, Rio Tinto and JCI
- Over 15 years' involvement with the Henkries Uranium Project, as the original founding member of the company and has been directly involved with licencing, access of data from Anglo American, agreements with Niger Uranium, geological field work and the oversight of resource estimation and on site exploration activities

Peter Major

Peter Major (BSc -Mining Engineering MBA, SAMMC) – Advisor

- Veteran mining engineer, fund manager and analyst, who is highly regarded and well known in the mining and financial service industries in South Africa
- Previously Head of Mining and Senior Fund Manager at Nedcor Investment Bank where he was the No 1 Fund Manager in SA twice and further managed Mark Shuttleworth's US\$530m fund, growing it to US\$1.5 bn in 4 years
- Currently Director of Mining at Modern Corporate Solutions

Q Global Commodities

- Q Global Commodities has established itself as one of South Africa's leading independent commodity, logistics and investment funds
- Equity subscription agreement signed for a £3,500,000 investment
- Q Global Commodities will become the company's single largest shareholder with an approx 29% interest
- Mr Quinton van der Burgh, CEO of Q Global Commodities and one of South Africa's leading mining entrepreneurs joins the Board of Directors of the Company
- The funds:
 - ✓ supports the development of Henkries and marks their first investment in the uranium sector, adding to their significant position in South Africa's energy sector.
 - ✓ Allowed the Company to now finalise its Prospectus for the reverse takeover transaction and allowed re-admission of the company's shares to trading on the London Stock Exchange
 - ✓ Ensures sufficient working capital for expansion resource drilling, mining, and metallurgical technical work at Henkries
- An additional £5,000,000 equity funding will enable the Company to complete an updated Feasibility Study and undertake additional expansion resource drilling programs
- The Company's funding will allow it to progress its accelerated development and production plans at Henkries and target the acquisition of other strategic uranium projects in Africa.



URANIUM MARKET FUNDAMENTALS - 'BEST EVER'

21 nations launched the Declaration to Triple Nuclear Energy by 2050 at COP28, which Jonathan Cobb of the WNA acknowledged would not be easy but said... *"That is exactly why the pledge was necessary. The governments are looking at the role they need to play in achieving that. It won't just happen by business as usual."*

- One of the most significant and strategic modern commodities
- Uranium is clean, safe, reliable and economic
- Value has risen dramatically in our new carbon-free world
- Fragile supply chain apparent from recent global events
 - Macro policy changes in Europe and the United States has provided a strong tailwind for uranium
- Robust growth and accelerated rebalancing of supply
- Significant increase in uranium price and price forecasts
- Increased investor sentiment and major impact of uranium ETFs
- Potential doubling in electricity demand over next two decades, along with pressure to de-carbonise power sector could prove huge for the uranium industry
- **With a decade of under investment in the sector, the uranium market and Neo Energy Metals advanced Henkries Uranium Project are well positioned to benefit a strong rebound**

NUCLEAR POWER EMITS NEARLY 70X LESS CARBON DIOXIDE THAN COAL



Market Growth Drivers

- Gaining favour among policy makers worldwide who are trying to reach carbon-reduction targets
- Increasing interest in Asia where 60% of the new global reactors are under construction



International Uranium Market

- The World Nuclear Association projects uranium demand to reach 206 million pounds in 2030 and supply to drop 50% by 2030 due to lack of investment in new mines
- The industry needs at least to double its development pipeline of new projects by 2040 to avoid potential supply disruptions

Nuclear generation capacity is expected to grow by 2.6% annually to 2040



The Power Market

HOW MUCH POWER DOES A NUCLEAR REACTOR PRODUCE?

Source: US Office of Nuclear Energy.

A TYPICAL REACTOR PRODUCES AROUND 1 GIGAWATT OF POWER OR THE SAME AMOUNT OF POWER AS:

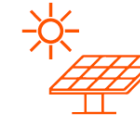
100 MILLION
LED Bulbs



431 UTILITY-SCALE
Wind Turbines

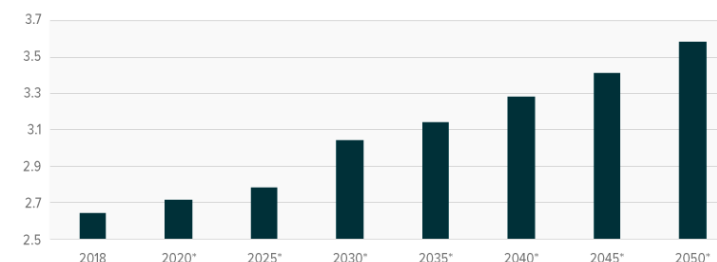


3.125 MILLION
PV Panels



NUCLEAR USAGE IN ELECTRICITY GENERATION (IN TRILLION KILOWATT HOURS)

Source: Statista. Projected electricity generation worldwide from 2018 to 2050, by energy source.



"Given its unique combination of attributes - reliability, affordability, low-carbon and universal deploy ability - it is clear that nuclear energy will play an even larger role in the electricity and energy systems of tomorrow." World Nuclear Association Director General

- A new uranium exploration and mining company listed on the London Stock Exchange and South Africa's A2X Market
- 70% interest in the Henkries Uranium Project located in the Northern Cape Province of South Africa
- Henkries- Less than 10% of prospective ground fully tested – project is wide open for potential new uranium discoveries
- Over US\$30m of historical exploration, drilling, test-pitting and mining, metallurgical test work and pilot plant work and feasibility study completed by Anglo American, Niger Uranium and Namakwa Uranium
- Erudite Strategies was appointed in April 2024 and completed the update the Order of Magnitude Capex and Opex estimates for the Positive Feasibility Study completed by Anglo American.
- 100% interest in the Beisa Projects (Beisa North and South) in the Witwatersrand Basin, South Africa's primary producing uranium region with over 70 years of continuous uranium production and historically one of the richest gold-producing regions in the world, having produced about 2 billion ounces of gold over more than a century
- The Beisa Projects contains one of the largest undeveloped uranium resources in South Africa and have been extensively explored since 1936 with multiple diamond drilling resource programs having been completed by a number of major South African mining companies
- Negotiations ongoing for a non-dilutive debt facility with AUO and several other parties, that it proposes to utilise to further fund the company's working capital requirements, accelerate the development of its Henkries Uranium Project and further assist with its growth strategy in South Africa

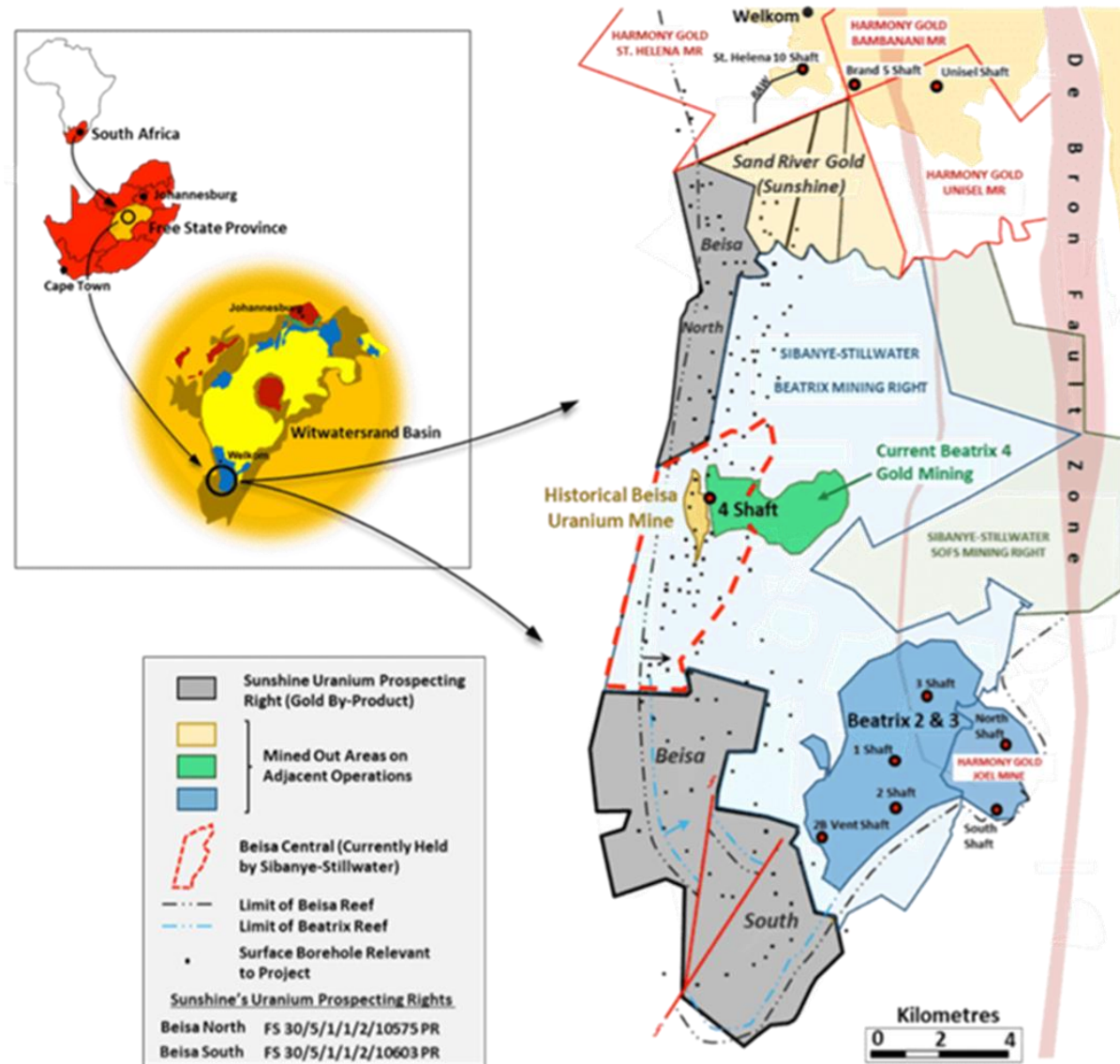


THE BEISA PROJECTS

- Agreement with Sunshine Mineral Reserves to acquire 100% of the Beisa North and Beisa South Uranium-Gold Projects (the “Beisa Projects”)
- one of the largest undeveloped uranium resources in South Africa
- located on two granted Prospecting Rights over an area of approx. 80Km located in the Witwatersrand Basin, South Africa's primary producing uranium region with over 70 years of continuous uranium production
- SAMREC Code resources of 90.24 Mlbs of U_3O_8 and 4.17Mozs of gold
- large zones of high-grade uranium with grades of up to 3,400 ppm U_3O_8
- immediately north and south of the previous producing high-grade Beisa Uranium Mine and existing Beatrix 4 Shaft, processing plant and associated infrastructure
- licenses adjoin other producing multi-million ounce gold mining operations of Harmony Gold and Sibanye Stillwater Limited
- first of a number of complementary uranium acquisitions in the region aimed at allowing an accelerated pathway to production

THE BEISA PROJECTS

- The uranium and gold resources are contained primarily in the Beisa Reef, which extends across both the Beisa Projects and the Beatrix Reef which only occurs in Beisa South.
- The uranium-bearing Beisa Reef, on both the Beisa North Uranium Project and Beisa South Uranium Project, is considered the shallowest of all mineralisation in the well-known Welkom Goldfield in the Witwatersrand Basin.
- Large zones of well-mineralised uranium ore occur on both Beisa North and Beisa South
- The Beisa Reef is unique in the sense that besides uranium, it also contains relatively high concentrations of gold, at an average grade of 2.03 g/t on the Beisa North Uranium Project, with Inferred Resources of 2.05 Mozs of gold. On the Beisa South Uranium Project, a well-developed channel occurs over 4 kilometers ('km') wide, with gold grades of up to 5.0 g/t and an average grade of 0.76 g/t for a further 0.58 Mozs of inferred resources, giving Total Inferred Resources of 2.63 Mozs of 'by-product' gold.



- In August 2023, Sunshine conducted a South African Code for the Reporting of Exploration Results, Mineral Resources and Mineral Reserves (SAMREC) compliant Inferred resources for the Beisa North and Beisa South Projects which recorded 90.24 Mlbs of U₃O₈ and 4.17 Mozs of gold
- Total inferred resources in the Beisa Reef comprise 53.57 million tonnes ('Mt') at an average grade of 780 ppm U₃O₈ for 89.23 Mlbs of contained U₃O₈ and with several large zones of well-mineralised and high-grade uranium occurring at both Beisa North and Beisa South at grades of up to 3,400 ppm U₃O₈ and 2,200 ppm U₃O₈ respectively
- The 53.57 Mt resources are split into shallow ore at 350 to 2 000 meters, and ore that is deeper than 2 000m for a phased mining approach

Beisa Reef

- The quartz-pebble Beisa Reef also contains relatively high concentrations of gold, with an average grade of 2.0 g/t on Beisa North.
- On Beisa South, a well-developed channel occurs with gold grades of up to 5 g/t.
- The Beisa Reef is structurally overfolded and has relative shallow depths of 350 meters to the north of the historical Beisa Mine
- The shallow depths and steep configuration of the Beisa reef will favour very narrow underground mining, which will reduce dilution of the uranium-gold ore
- The uranium-bearing Beisa Reef, on both the Beisa North Uranium Project and Beisa South Uranium Project, is considered the shallowest of all mineralisation in the well-known Welkom Goldfield in the Witwatersrand Basin

Beatrix Reef (Gold bearing reef)

- An additional ore body, Beatrix Reef is present on Beisa South and contains, 1.54 Moz of inferred gold resources.
- The Beisa South Project is underlain by two economic horizons, Beisa Reef with relatively high uranium grades (gold as potential by-product), and Beatrix Reef, a well-mineralised gold reef (uranium as potential by-product).
- At the Beisa South Uranium Project, a 4km wide, well-mineralised channel has been identified with very high grades of up to 2200 ppm U₃O₈ and 5.02 g/t of gold, further infill-drilling is planned to increase the resource confidence levels across the large project area.

URANIUM AND GOLD RESOURCES

SAMREC Code resources of 90.24 Mlbs of U₃O₈ and 4.17 Mozs of gold are contained primarily in the Beisa Reef which extends across both the Beisa North and Beisa South Projects and also in the Beatrix Reef which only occurs in Beisa South

Project	Category	Ore Tonnes at 35% Loss	Uranium (cut-off at 50cmkg/t)		Gold (By-Product)	
		Mt	ppm	Mlb	g/t	Moz
Beisa Reef						
Beisa North	Inferred	31.36	830	57.23	2.03	2.05
Beisa South	Inferred	22.21	720	32.00	0.76	0.58
TOTAL		53.57	780	89.23	1.51	2.63

Project	Category	Ore Tonnes at 45% Loss	Uranium (By-Product)		Gold (cut-off 250cmg/t)	
		Mt	ppm	Mlb	g/t	Moz
Beatrix Reef						
Beisa South	Inferred	15.21	30	1.01	3.14	1.54

THE BEATRIX 4 SHAFT COMPLEX (Beisa Central Project)



- Neo Energy entered into a sale and acquisition agreement with a wholly owned subsidiary of Sibanye Stillwater Limited, to acquire a 100% interest in the Beatrix 4 mine and shaft complex, the processing plant complex and associated infrastructure located in the Witwatersrand Basin, in the Free State Province of South Africa.
- It is situated between, and adjoins the Beisa North and Beisa South Uranium Projects
- The Beatrix 4 Shaft Complex is fully permitted, with all licenses, permits and authorisations to be transferred to the Company's operating subsidiary ahead of operations recommencing
- Total current SAMREC Code Compliant measured and indicated resources at the Project are 26.9Mlbs of uranium and 1.2Mozs of gold
- With the acquisition and consolidation of the Beisa Central Project and the Beisa North and South Uranium Projects, the Company will now have over 117Mlbs of uranium and 5.4 Mozs of gold resources extending across over 25km of strike length of the Beisa Reef
- The Beatrix 4 Shaft Complex has a hoisting capacity of 140,000 t per month of ore and extends down to a total depth of approximately 2.5 km
- Several previous pre-feasibility and development studies have been completed for the re-commencement of uranium and gold mining activities at the Beisa Uranium Project and confirmed the technical robustness of the planned mining and processing operation
- An independent valuation of the Beatrix 4 Shaft Complex, and its assets will be completed in Q1 2025
- The Beatrix 4 Shaft Complex is also supported by a well-established infrastructure, including well-maintained roads, power lines, and nearby towns.



HENKRIES URANIUM PROJECT

HENKRIES URANIUM PROJECT

The Orange River

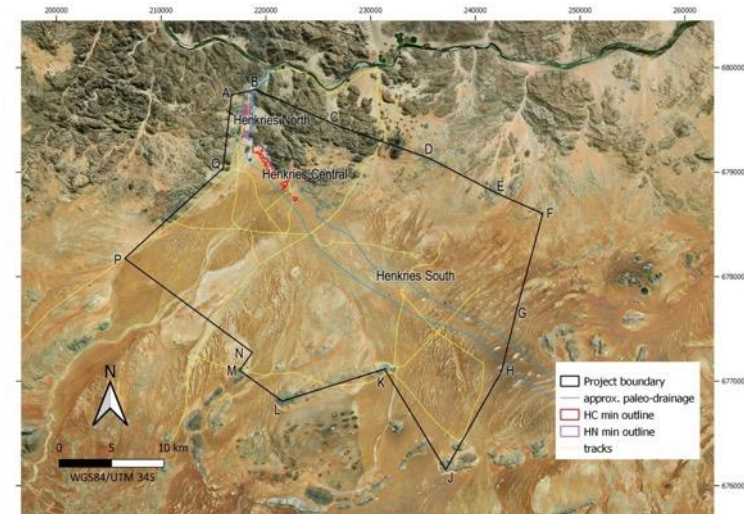


Eskom transformer substation adjacent to the Henkries Uranium Project



PROJECT IN PROVEN MINING DISTRICT

- 80km north of the mining town of Springbok in the Northern Cape Province of South Africa
- Immediately south of the Orange River, and the border with Namibia
- Excellent infrastructure with access by tar and gravel roads, a 22kVA power-line and water from the Orange River is available on site
- The Henkries deposit is located across the border from Namibia, which is host to a number of established operating uranium mines which include Rossing and Langer Heinrich
- Exploration commenced at Henkries in the 1970s by Anglo America following the discovery of similar surficial uranium deposits in Namibia such as Langer Heinrich
- Project will benefit from the strong mining skills and associated infrastructure in the Northern Cape Province
- Major mining investments in the area include Vedanta's Gamsberg Lead Zinc Mine and Orion's Prieska Copper Project
- Site inspections by South Africa's National Nuclear Regulator ('NNR') conducted in December 2024 confirmed satisfactory compliance with NNR requirements and regulations and the conditions of authorisations.





DISCOVERED BY ANGLO AMERICAN

- Discovered by Anglo American in 1975
- Granted Prospecting Right extending over 743km²
- Uranium mineralisation hosted in soft, very shallow paleochannel sediments
- Prospective uranium channel extends for 37km on the license area
- Two deposits, Henkries Central and Henkries North defined along a 12km section of the paleochannel, and largely within 8m of surface
- At Henkries Central 80% of the uranium in a continuous layer 3.6km long and up to 1.1km wide and up to 8 m thick
- Uranium at Henkries North is within 6 zones, the largest being 1km in length
- Major exploration upside at Henkries South which extends for a further 24km along the defined uranium paleochannel
- Positive Feasibility Study completed by Anglo American, following mining of 211 pits, bulk metallurgical sampling and pilot plant test work - worked stopped after uranium market drop in 1979
- JORC Resource Estimate dated January 2022 estimates 4.7 Mlbs U3O8 at 399 ppm Pilot plant metallurgical work confirmed good recoveries and process flowsheet

- Anglo American Feasibility Study based on 9,693m of drilling and over 700 holes
- Anglo also mined 211 pits and 254t bulk sample processed at the National Institute for Metallurgy in South Africa

MINING

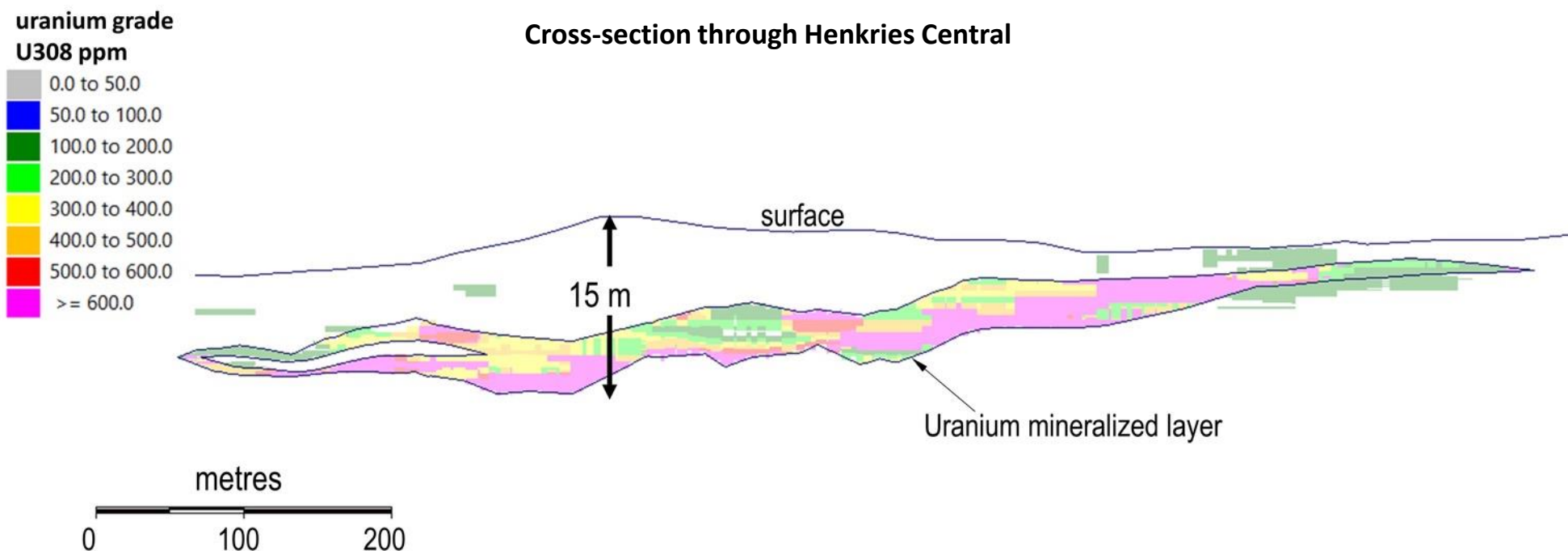
- Material is unconsolidated sands
- Free-dig with no blasting or crushing required and only minimal grinding needed
- Major cost advantages
- Mining costs will be very low for the simple scraper operations
- Shallow open pit mining at Henkries Central of less than 5m
- Very low strip ratio
- Neo Energy aims to Increase the resource to support 0.75Mlbs U3O8 operation.
- Deposit well suited to mining higher grades (>500 ppm) in the initial years of operation

PROCESSING

- Process was developed by Anglo American in a pilot plant with a throughput of 50kgs dry ore/hr for 3 months continuously
- Access to many 'faces' will allow simple blending of 'ore types' for an optimal plant feed.
- Light crushing and screening only
- Sulphuric acid leaching followed by ion exchange produced best recoveries: leach 85%, ion exchange 95%, overall 81%.
- Re-deposition with a resin
- Liberation from resin and filtration
- Drying to produce a "Yellow Cake" sales product

NEAR TERM AND LOW COST OPERATION

- Good continuity of mineralisation
- Mineralisation at surface or very shallow
- Henkries Central well drilled (>800 holes)
- **Henkries Central Av. grade of 436 ppm U3O8**
- Overburden and mineralized material free-dig
- Water and power within 2km
- Forecast low operating costs
- **New Feasibility Study currently being completed**



* cut-off is the minimum grade considered

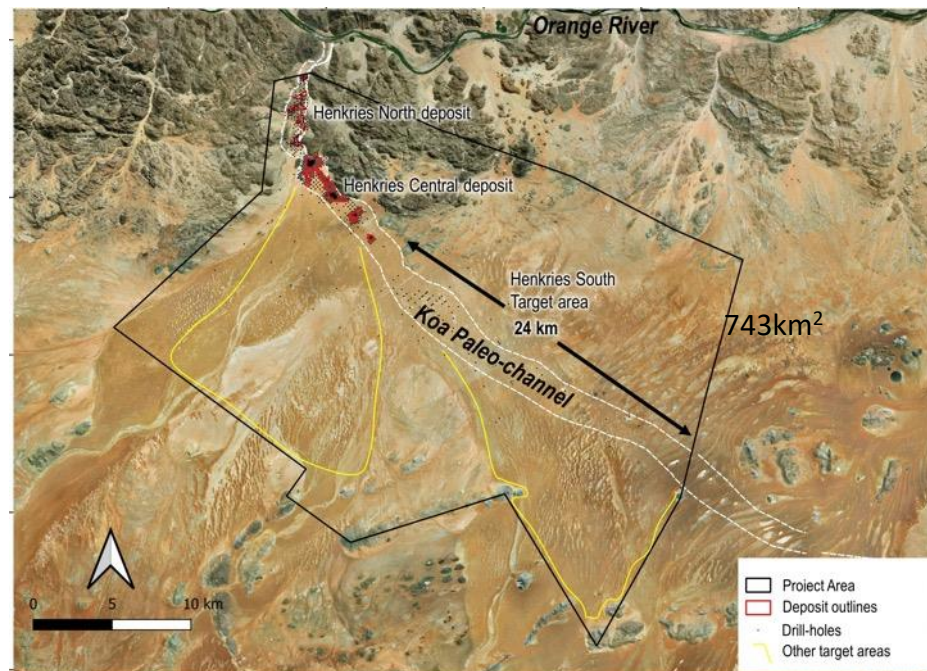
- **Granted Prospecting Right in place over the Henkries Uranium Project extending over a total area of 743km²**
- Existing Henkries Central and Henkries North deposits occupy <10% of the prospective area
- **Potential to make new discoveries and significantly increase resources**

Henkries Central Resource

- 6 km of paleo-channel
- Main orebody
- Existing high-grade resources

Henkries North Resource and Exploration Target

- 5 km of paleo-channel
- Existing resources on 3 identified zones
- Upgrade of Exploration Target to increase resources



Henkries South Major Exploration Upside :

- Extends over 25km of the 37km paleochannel to the southeast on the on rights area.
- Henkries South under-explored and offers potential for new uranium discoveries
- Has significant potential to increase overall project resources

OVER 18,000M OF DRILLING



URANIUM MINERAL RESOURCE ESTIMATE

HENKRIES URANIUM PROJECT - JORC COMPLIANT RESOURCES (100ppm U3O8 cut-off grade)				
	Million Tonnes	Average Grade (ppm U3O8)	Average Dry Density (t/m ³)	Million lbs. U3O8 contained
Henkries Central				
Indicated	1.97	635	1.08	2.75
Inferred	1.74	211	1.38	0.81
Total Henkries Central	3.71	436	1.22	3.57
Henkries North				
Inferred	1.63	315	1.13	1.14
Total Henkries North	1.63	315	1.13	1.14
TOTAL HENKRIES PROJECT RESOURCES	5.34	399	1.19	4.70

HENKRIES URANIUM PROJECT - JORC EXPLORATION TARGET*				
	Million Tonnes	Grade (ppm U3O8)	Average Dry Density (t/m ³)	Million lbs. U3O8 contained
Henkries North	2.1 – 2.9	230 - 315	1.15	1.1 – 2.0

*An Exploration Target is not a Mineral Resource Estimate; the potential quantity and grade is conceptual in nature as there has been insufficient exploration to estimate a Mineral Resource and that it is uncertain if further exploration will result in the estimation of a Mineral Resource.

ECONOMICS UPDATE

- Erudite Strategies appointed to update Order of Magnitude Capex and Opex estimate for the Henkries Uranium Project
- To update the financial evaluation report for the Project originally produced by Anglo American Corporation in 1979.
- Findings from the independent report, confirmed the low operating cost and capital cost and overall robust project economics of Henkries
- Financial modelling of the detailed cost estimates has further confirmed the Project's robust and attractive underlying economics.
- The Project economics were assessed based on three potential operating scenarios
- The Life of Mine for all project scenarios was set at 10 years, using an average price of US\$90/lb and a discount factor of 8%, with no escalation and no gearing applied to any of the three operating scenarios.
- The head grade was set at the current Mineral Resource Estimate average of 399ppm U3O8, with a cut-off grade 100ppm.
- The Economics update by Erudite, confirms the excellent current economic potential for near term development of Henkries to production.
- The data enables a “fast track” Front End Engineering Design (FEED) phase.

HENKRIES URANIUM PROJECT - Inputs and Financial Outputs

	LOM (yrs)	Total Ore (Dry) (Tonnes)	Contained Uranium (lbs U3O8)	Total waste mined (Dry- mt)	Plant Design Process throughput (dry- tpa)	Average Uranium Head Grade (ppm U3O8)	Cut Off Grade (ppm U3O8)	Forecast Uranium Recovery (%)	Total Production (lbs U3O8)	Average Annual Production (lbs U3O8)
Current Case	10	5,341,000	4,700,000	12,550,000	535,000	399	100	81	3,807,000	380,700
Competent Person Report Case	10	7,954,000	7,000,000	18,691,000	796,000	399	100	81	3,807,000	567,000
Initial Target Case	10	11,362,000	10,000,000	26,701,000	1,137,000	399	100	81	8,100,000	810,000

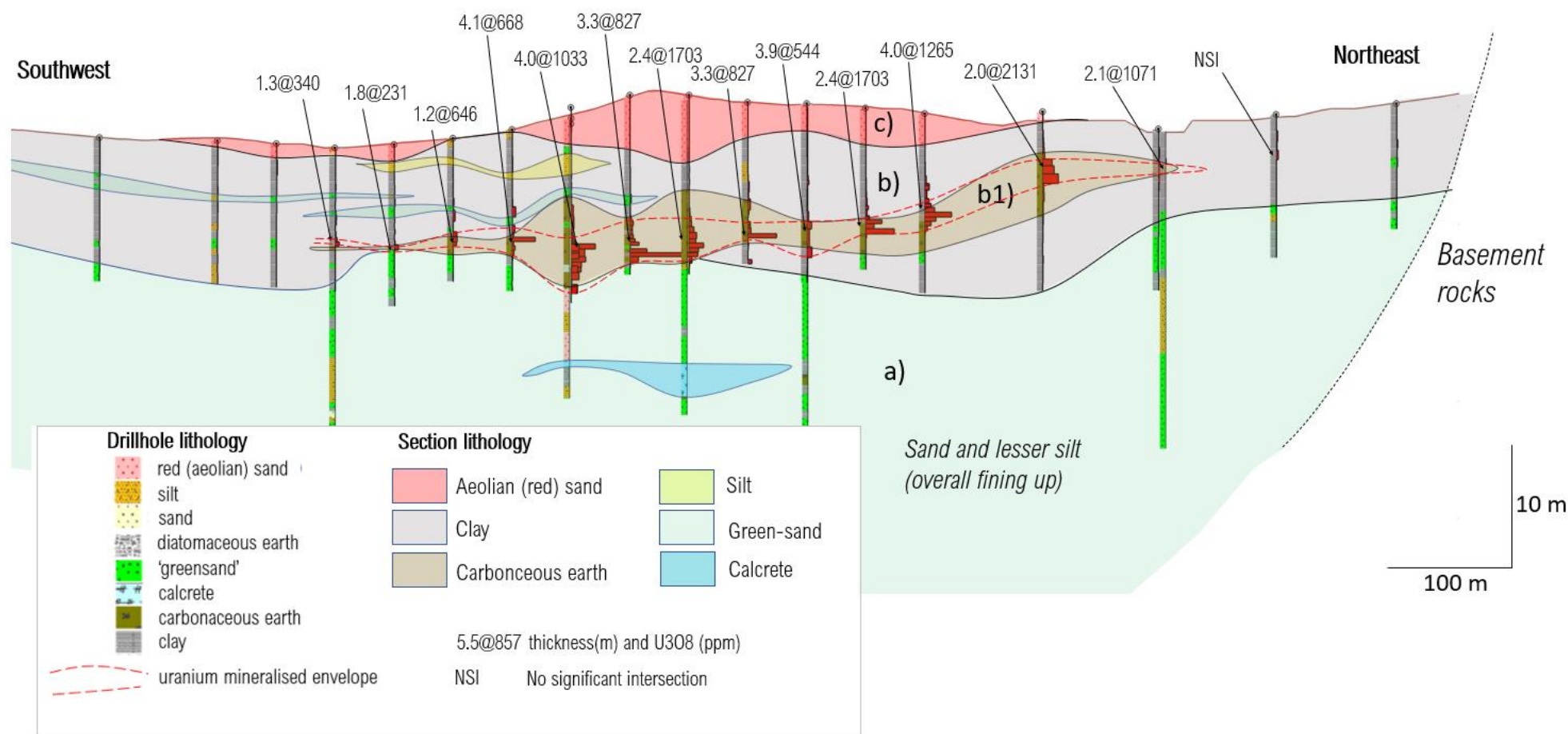
- Financial Models were generated based on the Erudite Study outcomes, for three operating scenarios for the development of the project defined as:
 - I. Low Case - assuming the project is developed based on the current 4.7Mlb U3O8 JORC resource,
 - II. Competent Person Report Case- assuming that JORC resources are increased to 7Mlb U3O8, as supported in the Henkries Competent Persons Report published in November 2023, (after updating the Mineral Resource Estimate based on the analysis of available historical drill samples and the infill drilling at Henkries North being completed in H2 2024), and;
 - III. Initial Target Case- assuming the 10Mlb U3O8 JORC resource target of the current exploration program is achieved.

Henkries Uranium Project- Valuation Returns and Key Ratios - C1 Cash Cost Basis

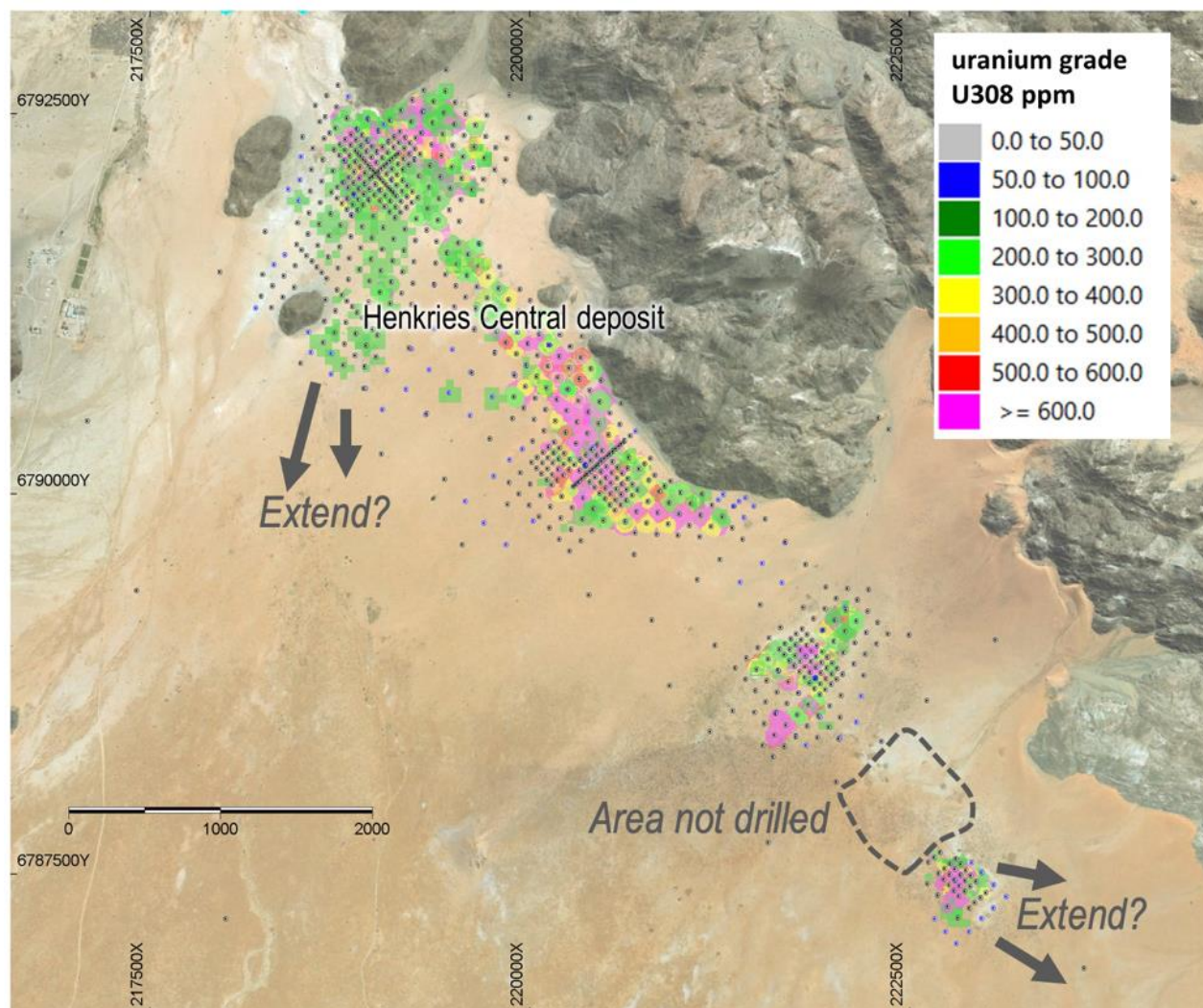
	Combined C1 Cash Cost (US\$/lb U3O8 produced)	Project Capital including Owners Cost and Contingency (US\$ million)	Sustaining Capital (US\$ million)	NPV (Pre-Tax, real basis, ungeared) C1 (US\$M)	IRR (Pre-Tax, real basis, ungeared) C1 (%)	Payback Period (yrs)
Low Case	42.17	41.1	13.6	63.9	30.1	3.6
Competent Person Report Case	36.8	52.2	17.3	106.6	43.4	2.9
Initial Target Case	33.56	64.6	21.5	195.4	72	2.5

HENKRIES CENTRAL – HIGH GRADE ZONE

- 4.1m at 668ppm U3O8
- 3.3m at 827ppm U3O8
- 2.4m at 1,703ppm U3O8
- 2.0m at 2,131ppm U3O8
- 4.0m at 1,033ppm U3O8
- 2.4m at 1,703ppm U3O8
- 4.0m at 1,265ppm U3O8
- 2.1m at 1,071ppm U3O8

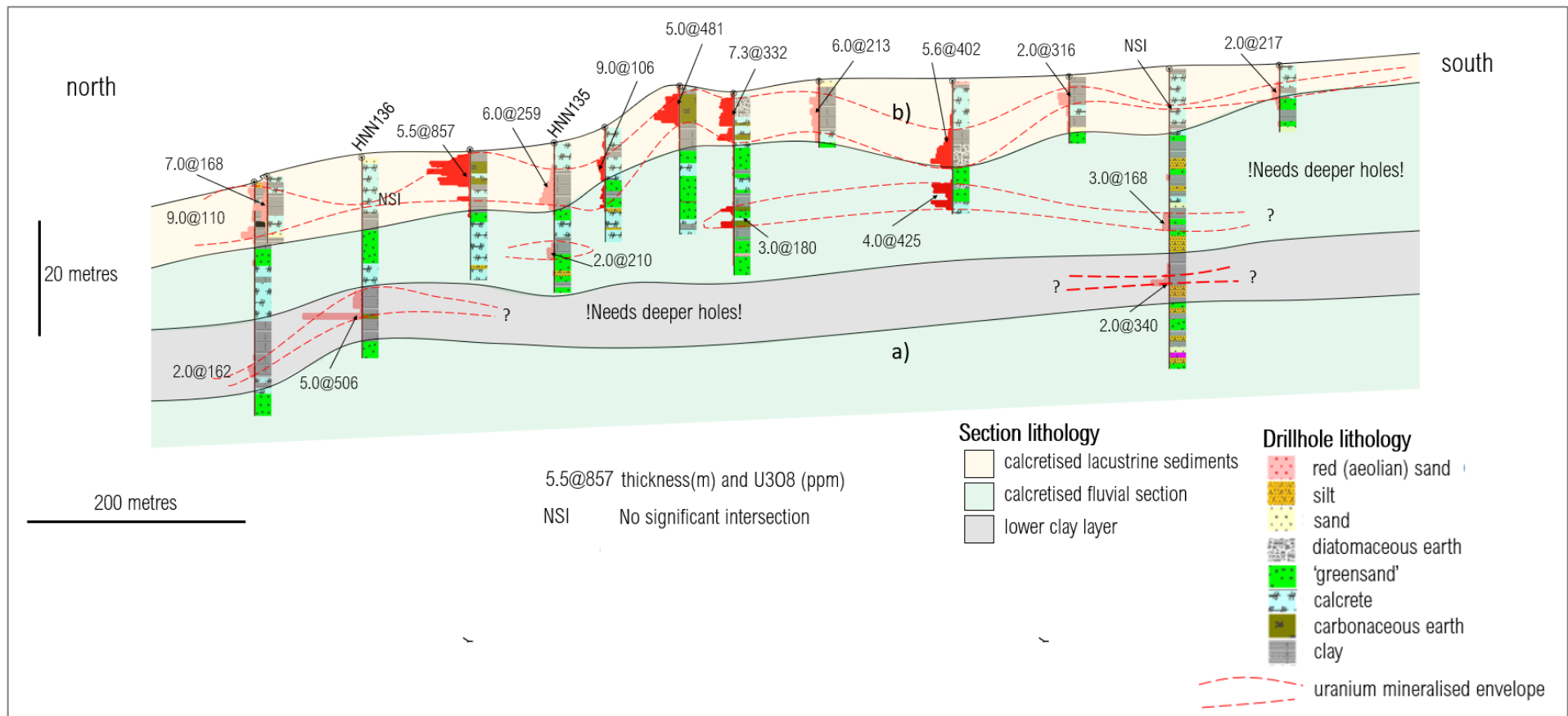


HENKRIES CENTRAL RESOURCE UPSIDE



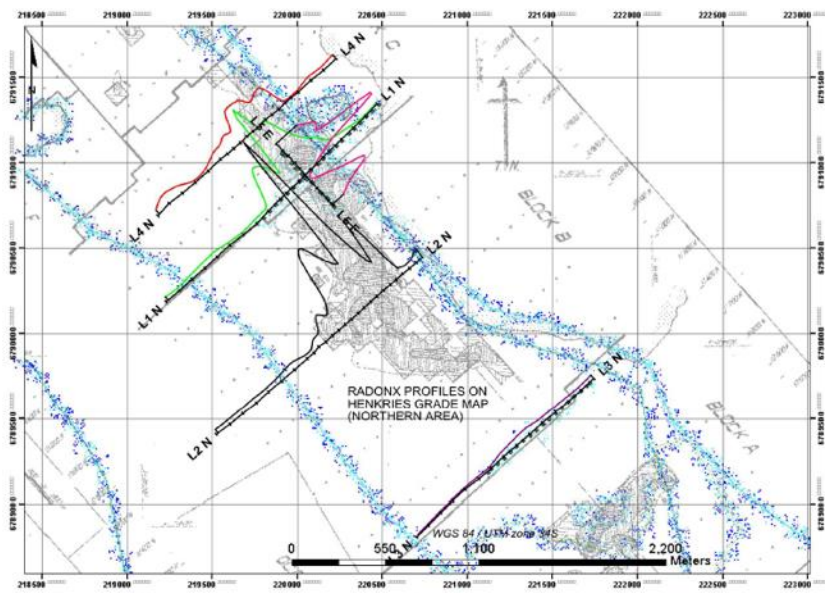
- Drilled by both Anglo American and Niger Uranium
- Multiple high grade drill intercepts
- Individual assays reported up to 5 kgs/tonne U3O8 in carbonaceous ore type
- Opportunity to extend mineralisation already identified in the paleochannel.
- Major potential to add further shallow uranium to the existing resources
- Drilling planned to test all potential extensions to the existing Henkries Central
- Company targeting severalfold increase in resources

- Resources defined on just 3 of the 6 identified zones of uranium mineralisation
- Exploration Target completed for the other 3 zones – to be upgraded to resources
- Additional drilling and assays of existing unsampled drillholes may further support resource increase and upgrade
- Opportunity for uranium from a deeper (25-35m) layer intersected in some holes – some holes stopped short

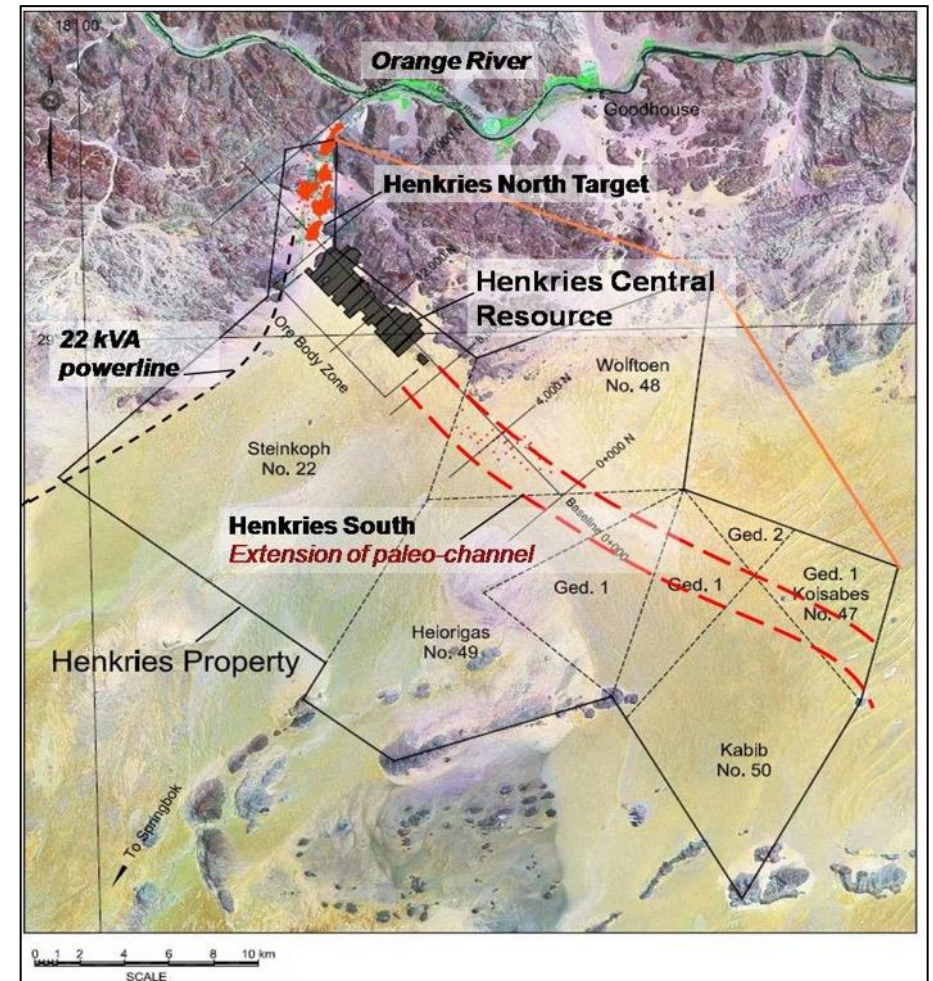


THE HENKRIES SOUTH PROJECT

- Major exploration and resource upside at Henkries South
- Extends over 24km of the 37km defined paleochannel that hosts Henkries Central and Henkries North resources



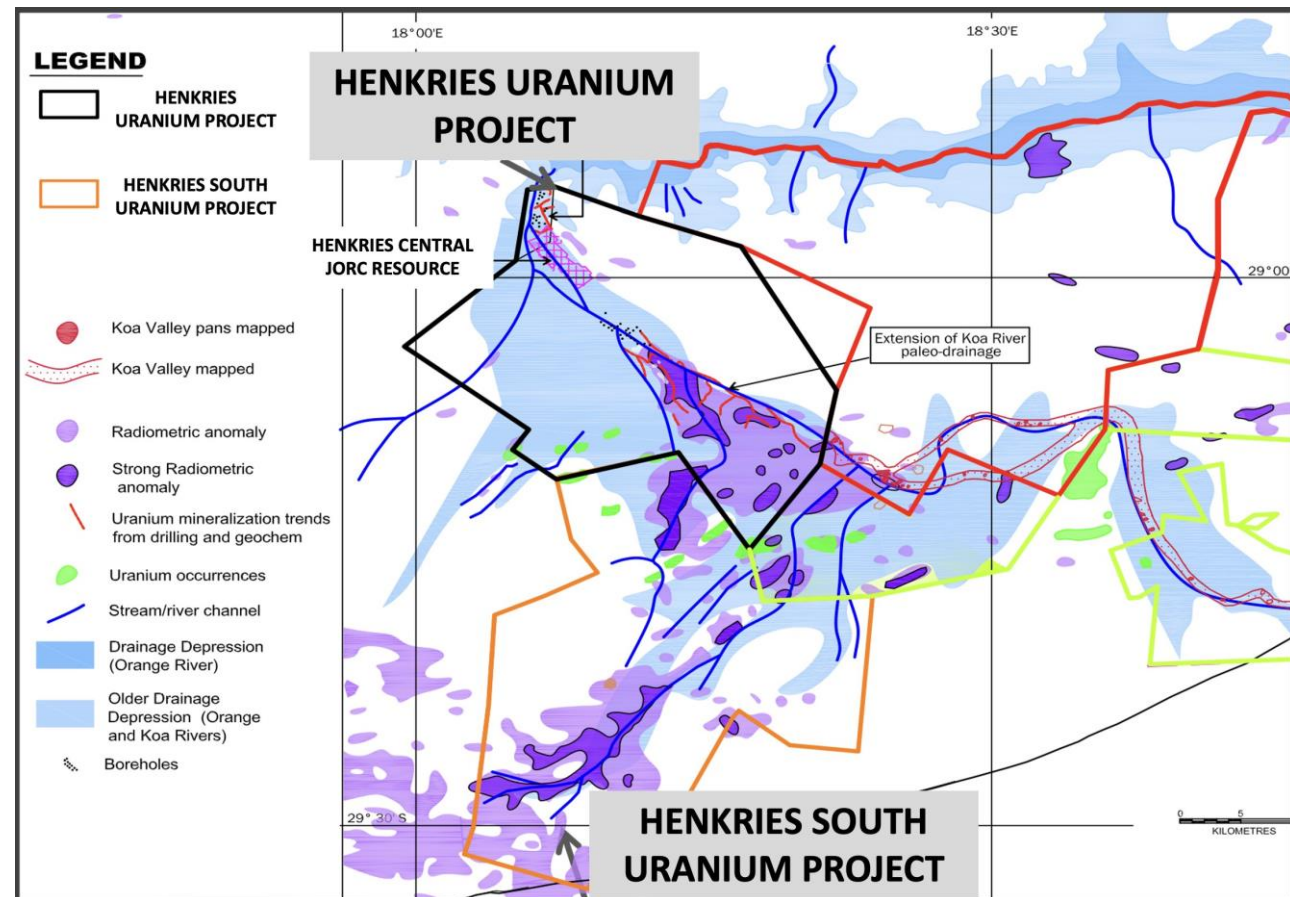
- 794 detector RadonX survey completed over Henkries South
- Drilling and geophysics planned to test all potential areas of uranium mineralisation
- Major potential for increase in project resources



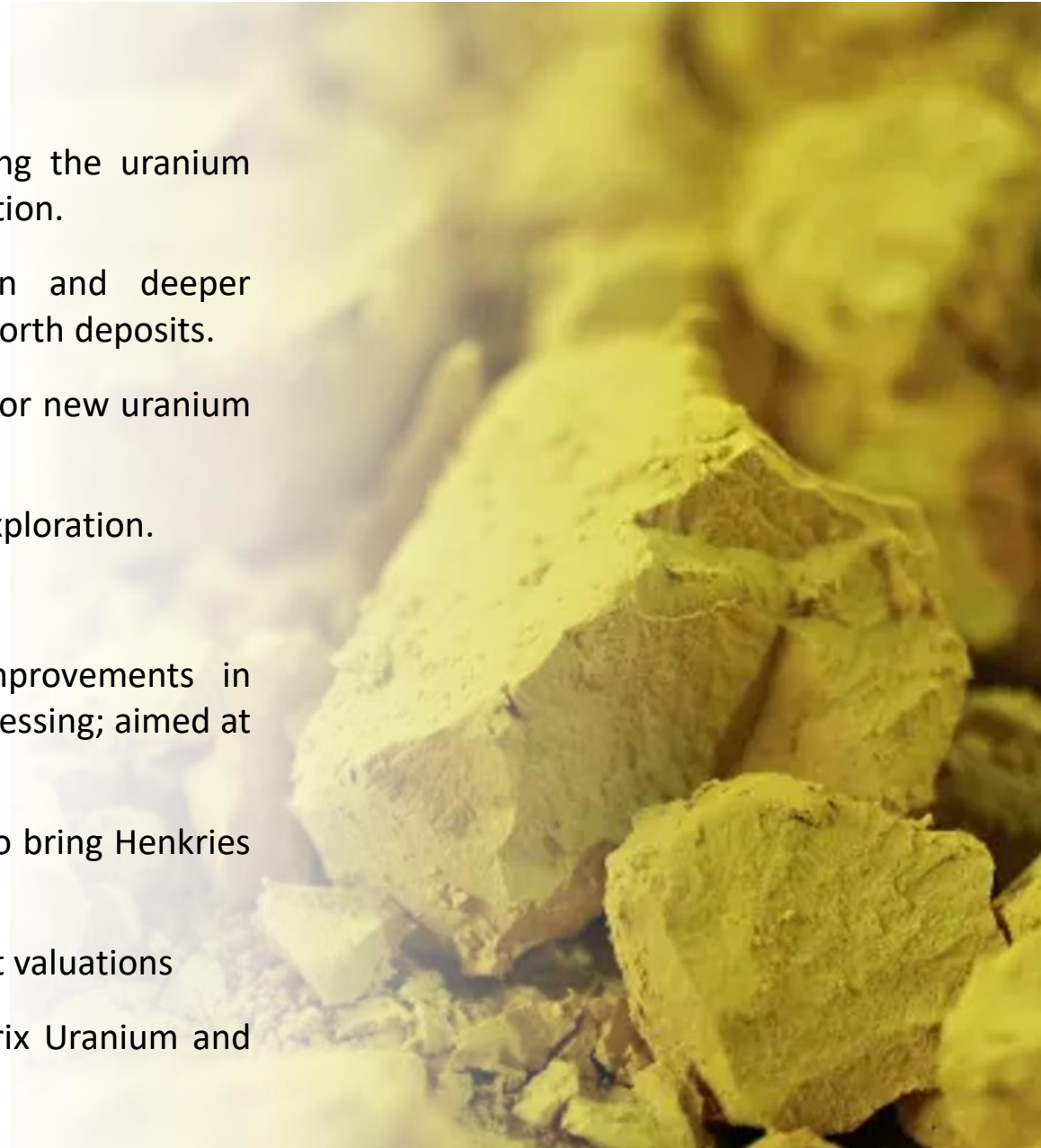
- Neo Uranium Resources South Africa (Pty) Ltd ('NURSA'), entered into a binding heads of agreement to acquire a 100% interest in the Henkries South Uranium Project ('Henkries South') from South African uranium exploration company, Eagle Uranium SA (Pty) Ltd ('Eagle Uranium')
- It comprises one granted Prospecting Licence that extends over approximately 1,050km² and is immediately south and adjoins the Company's existing Henkries Uranium Project.
- The acquisition materially increases the Company's strategic landholding in the region by over 130% from a current 742km² area to almost 1,800km².
- It adds a further 10km strike length of shallow paleo-channels to the current 36km of strike length of paleo-channels that have been demonstrated to host the shallow uranium mineralisation at the Company's Henkries Project from the multiple resource drilling programmes and feasibility work completed as part of the historic US\$30 million of exploration and development expenditure.
- Henkries South contains multiple radioactive anomalies located throughout the approximately 1,050km² licence area

HENKRIES SOUTH HIGHLIGHTS

- Uranium mineralisation in the southern area of the Henkries Project is seen at **surface** and at **shallow depths** of up to 6.0m, demonstrates good continuity and averages between 300ppm U₃O₈ to 400ppm U₃O₈ and has always been considered as offering the potential for major new and significant uranium discoveries.
- Planned uranium resource expansion drilling work on the Henkries Project will be extended to also now include Henkries South
- The Company's technical management team and consultants will now commence further work on the airborne radiometric data and on mapping and sampling work to better assess the extent of the uranium anomalies and paleo-channels that host the at surface and shallow uranium mineralisation



- 4,000 - 6,000m drilling program aimed at increasing the uranium Mineral Resource and supporting Ore Reserve estimation.
- Drilling to focus on potential lateral expansion and deeper mineralisation at the Henkries Central and Henkries North deposits.
- Henkries South under-explored and offers potential for new uranium discoveries
- Major geophysics program to commence and assist exploration.
- Metallurgical test work to update process flow sheet
- Optimisation of uranium acid leaching given improvements in technology and equipment required for uranium processing; aimed at increasing uranium recoveries
- Development schedule decision at the end of 2024 to bring Henkries into production.
- Conduct Beisa Uranium and Gold Project independent valuations
- Release operating and financial results for the Beatrix Uranium and Gold Project in 2025



HENKRIES PROJECT HIGHLIGHTS



Advanced Uranium Project

JORC Resource Estimate (Jan 2022)

4.7 Mlbs U3O8 at 399 ppm

Pilot plant metallurgical work confirmed good recoveries and process flowsheet



Near Term Production

Opportunity to accelerate production in a relatively short time frame
Key studies to be updated and fully funded from IPO



Cost Competitive

Forecast low cost mining as deposit and uranium mineralisation is very shallow and free-dig - no blasting or crushing is required and minimal grinding



Growing Market

Green energy - industry needs at least to double its development pipeline of new projects by 2040 to avoid potential supply disruptions



Excellent Location

Good infrastructure and highly skilled labour force in the area
Power and water on site



Upside potential

Large license area with considerable upside potential with less than 10% of prospective ground fully tested

SUMMARY



- Neo Energy Metals is a uranium exploration and mining company listed on the London Stock Exchange and South Africa's A2X Markets.
- The company provides immediate exposure to the uranium sector in South Africa and aims to position itself as the country's leading uranium mining company and one of Africa's major uranium mine operators and developers.
- Neo's flagship asset, the **Henkries Uranium Project**, is an advanced, near-term, low-cost uranium project with the potential for an accelerated development and production timetable, supported by over US\$30 million in historical expenditure. The project is forecasted to have low capital and operating costs, with potential to expand the Mineral Resource and significant exploration upside.
- In addition, Neo's portfolio includes the **Beisa Central Project**, as well as the **Beisa North and South Uranium Projects**. These assets collectively represent over **117 million pounds of uranium** and **5.4 million ounces of gold resources**, extending across more than 25 kilometers of strike length along the Beisa Reef.
- Neo Energy Metals is focused on strengthening its portfolio of uranium projects through both mine development and resource expansion, solidifying its position as a leader in the South African uranium sector.



CONTACTS

Sean Heathcote

Email: sean@neoenergymetals.com

Jason Brewer

Email: jason@neoenergymetals.com
info@neoenergymetals.com

Neo Energy Metals plc

27-28 Eastcastle Street

London

United Kingdom

W1W 8DH

Twitter: NeoEnergyMetals

LinkedIn: Neo Energy Metals

Website: <https://neoenergymetals.com/>

