

# Responsible development of strategic metals within the European Union

---

Euro Sun Mining  
Corporate Presentation

September 2021



**EUROSUN**  
MINING

---

# Cautionary Notes

## CAUTIONARY NOTE REGARDING FORWARD LOOKING STATEMENTS

Statements and certain information contained in this presentation and any documents incorporated by reference may constitute “forward-looking statements” within the meaning of applicable Canadian securities legislation which may include, but is not limited to, information with respect to the Corporation’s expected production from, and further potential of, the Corporation’s properties; the Corporation’s ability to raise additional funds; the future price of minerals, particularly gold and copper; the estimation of mineral reserves and mineral resources; conclusions of economic evaluation; the realization of mineral reserve estimates; the timing and amount of estimated future production; costs of production; capital expenditures; success of exploration activities; mining or processing issues; currency exchange rates; government regulation of mining operations; and environmental risks. Often, but not always, forward-looking statements/information can be identified by the use of words such as “plans”, “expects”, “is expected”, “budget”, “scheduled”, “estimates”, “forecasts”, “intends”, “anticipates”, or “believes” or variations (including negative variations) of such words and phrases, or statements that certain actions, events or results “may”, “could”, “would”, “might” or “will” be taken, occur or be achieved. Forward-looking statements/information is based on management’s expectations and reasonable assumptions at the time such statements are made. Estimates regarding the anticipated timing, amount and cost of exploration and development activities are based on assumptions underlying mineral reserve and mineral resource estimates and the realization of such estimates are set out herein. Capital and operating cost estimates are based on extensive research of the Corporation, purchase orders placed by the Corporation to date, recent estimates of construction and mining costs and other factors that are set out herein. Forward-looking information involves known and unknown risks, uncertainties and other factors that may cause the actual results, performance or achievements of Euro Sun Mining and/or its subsidiaries to be materially different from any future results, performance or achievements expressed or implied by the forward-looking statements. Such factors include: uncertainties of mineral resource estimates; the nature of mineral exploration and mining; variations in ore grade and recovery rates; cost of operations; fluctuations in the sale prices of products; volatility of gold and copper prices; exploration and development risks; liquidity concerns and future financings; risks associated with operations in foreign jurisdictions; potential revocation or change in permit requirements and project approvals; competition; no guarantee of titles to explore and operate; environmental liabilities and regulatory requirements; dependence on key individuals; conflicts of interests; insurance; fluctuation in market value of Euro Sun Mining’s shares; rising production costs; equipment material and skilled technical workers; volatile current global financial conditions; and currency fluctuations; and other risks pertaining to the mining industry. Although Euro Sun Mining has attempted to identify important factors that could cause actual actions, events or results to differ materially from those described in forward-looking statements, there may be other factors that cause actions, events or results to differ from those anticipated, estimated or intended. Forward-looking information contained herein or incorporated by reference are made as of the date of this presentation or as of the date of the documents incorporated by reference, as the case may be, and Euro Sun Mining does not undertake to update any such forward-looking information, except in accordance with applicable securities laws. There can be no assurance that forward-looking information will prove to be accurate, as actual results and future events could differ materially from those anticipated in such information. Accordingly, readers are cautioned not to place undue reliance on forward-looking information. The forward-looking information contained or incorporated by reference in this document is presented for the purpose of assisting shareholders in understanding the financial position, strategic priorities and objectives of the Corporation for the periods referenced and such information may not be appropriate for other purposes.

\*Mineral resources that are not mineral reserves do not have demonstrated economic viability. Mineral resource estimates do not account for mineability, selectivity, mining loss and dilution. These mineral resource estimates include inferred mineral resources that are normally considered too speculative geologically to have economic considerations applied to them that would enable them to be categorized as mineral reserves. There is also no certainty that these inferred mineral resources will be converted to measured and indicated categories through further drilling, or into mineral reserves, once economic considerations are applied.

## CAUTIONARY NOTE REGARDING UNITED STATES SECURITIES LAWS

This presentation does not constitute an offer to sell or the solicitation of an offer to buy, nor shall there be any sale of the securities of the Euro Sun Mining Inc., in any jurisdiction in which such offer, solicitation or sale would be unlawful prior to registration or qualification under the securities laws of such jurisdiction. The securities of Euro Sun Mining Inc. have not been and will not be registered under the United States Securities Act of 1933, as amended (the “U.S. Securities Act”), or any state securities laws and may not be offered or sold within the United States or to, or for the account or benefit of, “U.S. persons,” as such term is defined in Regulation S under the U.S. Securities Act, unless an exemption from such registration is available.

The information contained herein concerning the properties and operations of Euro Sun Mining Inc. has been prepared in accordance with Canadian standards under applicable Canadian Securities Laws in accordance with NI 43-101 under guidelines set out in the Definition Standards for Mineral Resources and Mineral Reserves adopted by the Canadian Institute of Mining, Metallurgy and Petroleum (the “CIM Standards”), which differ in material respects from the requirements of U.S. Securities Laws applicable to U.S. companies subject to the reporting and disclosure requirements of the SEC and may not be comparable to similar information disclosed by such U.S. companies.

# Euro Sun Mining

Unlocking value through the responsible development of one of the largest gold-copper projects in the European Union

## Leadership

Executive team and Board with extensive global mining experience, developing and operating large assets

Leading the sector towards a more responsible and engaged way of developing projects

Providing strategic metals to the European Union from the European Union

## Strategic asset

Euro Sun's 100%-owned Rovina Valley Project in Romania represents one of Europe's largest gold-copper projects

7 Moz of gold and 233 Ktn copper M&I resource already defined

## ESG commitment

Clear Environmental, Social and Governance commitments that are aligned with internationally recognised standards and goals

Buy-in at all levels due to commitment to secure social license to operate

Mining license ratified by national government

Opportunity Agreement issued in June 2021 by County and local governments

## Investment opportunity

Access to the EU's next gold-copper producer

2021 Definitive Feasibility Study (DFS) completed

Low-risk/ high-reward valuation gap vs peers\*

- 0.1 P/NAV vs peers at 0.5 P/NAV
- US\$16.60 EV/reserve oz vs peers at US\$131 EV/reserve oz

Low-impact mining approach

Clear pathway to unlocking value

## A strategic investment opportunity

\* Consensus estimates provided by CIBC Capital Markets (x August 2021)

# Proven track record of leadership

The right combination of global experience and governance

## Executive team

**G. Scott Moore, MBA**  
President, CEO & Director

**Paul Bozoki, CA, MBA**  
CFO

**Sam Rasmussen, B. Eng.**  
COO

**Randall Ruff, B.Sc. M.Sc.**  
VP Exploration

**Brad Humphrey, BA**  
VP Corporate Development

## Independent directors

**Peter Vukanovich, CPA**  
Independent Chair

**Eva Bellissimo, LLB**  
Chair of the Corporate Governance  
& Nominating Committee

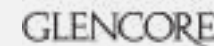
**Danny Callow, P.Eng., MBA**  
Chair of the Human Resources &  
Compensation Committee

**Bruce Humphrey, P. Eng.**, Compensation  
Committee member

**David Danziger, CPA**  
Chair of the Audit Committee

**Paul Perrow, BA**  
Audit committee member

## Global mining experience



### Track Record

Red Lake (Canada), Jacobina (Brazil), Los Bronces (Chile), Hounde (Burkina Faso), Katanga (DRC), Tenke (DRC) & Shauindo (Peru)

Committed to creating value for all of  
our stakeholders

# Supplying critical metals within the European Union

Critically important metals from a trusted source and mined in a trusted manner

## The market

Europe consumed 16% of the global copper market in 2018, but only accounts for ~5% of global production

Copper demand is expected to reach 3.5Mt by 2030 driven by EV growth (30%), increasing urbanisation and industrialisation

As South American production becomes more unstable and the western world looks to source responsible alternatives outside of China and the DRC, Euro Sun will provide a sustainable supply to feed the growing decarbonisation push

## The product

Euro Sun will produce a clean, high-grade copper concentrate with a strong gold credit at an AISC of US\$1.70/ lb

There is strong demand at European smelters for clean concentrate, with Spain, Germany, Serbia, Bulgaria and Sweden all being strategic markets for the concentrate

Cyanide-free processing reduces the need for chemicals within the process, significantly mitigating impurity penalties

ESM will contribute to the European Union's control of its supply chain




# The European Union is taking steps to cut reliance on China for raw materials

Supported by EU policy of self-sufficiency

The European Commission (EC) is aware that reliable and unhindered access to certain raw materials, including copper, is a growing concern within the European Union. To this end it is seeking to reduce reliance on countries like China and become more self-sufficient. To achieve this, the EC has set up the European Raw Materials Alliance (ERMA), which has prepared an investment pipeline that is expected to contribute to solving the dependency problem.

To reduce Europe's reliance on China, the EU is fostering a number of partnerships with resource-rich countries to secure a diversified supply of sustainably mined critical raw materials away from a single source. These partnerships focus on the integration of raw material value chains between the EU and third countries, cooperation in the area of research and innovation and social and environmental criteria.



# Romania

A stable democracy in the European Union

Long-standing mining jurisdiction which values economic development from mining activities

Excellent established infrastructure

Mining Code provides general principles of transparency and free competition

Rule of law

Transparent financial system





**Rovina Valley Project will  
be a sustainable and  
scalable operation for ~17  
years with strong cash flows  
within the European Union**



**EUROSUN**  
MINING

### Highlights

- 10 Moz AuEq M&I
- 106koz Au & 9Kt Cu annual production
- Base case: US\$713M FCF



# Rovina Valley Gold-Copper project

2021 DFS outlines one of the most robust gold-copper mines in the EU

## Project highlights

10 Moz AuEq M&I (7Moz Au & 233Kt Cu M&I)

Yearly production (Year 1-10) 146Koz AuEq (106Koz Au & 9kt Cu)

First production in 2024

~17 year mine life in Phase 1

Clean Cu/Au concentrate product for European smelters

Low-impact mining located near local infrastructure

Open pit and straight forward porphyry geology allows for predictable & simple mining

## Project economics

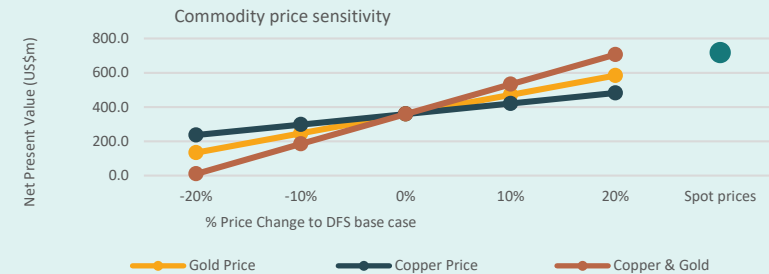
LOM AISC US\$813/oz AuEq

Predictive cash generation: US\$713M free cash flow (FCF)

Base case pre-tax NPV: US\$447 million

Significant leverage to metals prices\*

Au 20% + Cu 20% increase = 100% increase in NPV



## Highly leveraged to metal prices



\* DFS 2021 base case assumptions: Gold US\$1,550/oz & Copper US\$3.30/lb


# Clear ESG commitments aligned to the United Nations Sustainable Development Goals

## Social inclusion



- Local community buy-in and at all administrative levels
- Local communities actively involved in the mining license design stage to address potential impacts (noise, dust)
- Most current vendors and consultants from local community and county
- Company active supports healthcare and physical activity within the local
- 25% of current workforce are women
- Committed to improving gender equality across the mine life

## Economic development



- Long-standing mining jurisdiction which values economic development from mining activities
- Excellent existing logistics and infrastructure
- Potential for 25-30 year mine life with strong socio-economic impact
- 35% of mining royalties go back into local community
- Generating 1,500 to 2,000 new jobs to support mine

## Responsible operations



- Dry stack tailings (no wet tailings dams)
- Closed circuit water system reduces ESM's water use (94.5% recirculated)
- Column Flotation (no cyanide)
- Concurrent revegetation minimises water usage and consumption
- ESM will use 100% power from the local grid (50% renewables, 18% nuclear)
- 300% more forest to be planted through forestation programme

## Embedding clear ESG principles from the outset

# Low-impact mining

Minimizing our environmental impact through responsible mining practices

## Processing

- Simple column flotation
- No cyanide or CIL requirement
- Dry stack tailings
- Closed water management circuit

## Infrastructure

- Conveying system for waste
- Use of existing infrastructure
- Renewable/ grid electricity

## Reclamation

- Concurrent reclamation of mine operations
- Concurrent revegetation of waste areas during operation

## Low risk

- Social license to operate secured
- EU country governed by EU law
- Simple & low-risk mining method
- Environmentally responsible: No cyanide, no wet tailings, Net 300% increase in forest to be planted
- No decades of environmental legacies left behind

Social license to operate only possible due to our low-impact approach



# Engagement at all levels to secure support

Social license to operate is the key to any future mine

## Government relations

Mining license ratified by national government

Strict adherence to mining code - tax and royalty

Opportunity Agreement signed by county and local governments

## Financial impact

Direct investment into local community

Restart of an historic mining region

Local employment opportunities

45% of state royalties go to local communities 35% counties and 20% state

## Committed engagement

Local communities actively involved in the mining license design stage


Dedicated stakeholder engagement activities (e.g. local open house meetings)

Stakeholder Engagement Strategy & Plan linked to community concerns

Concurrent reclamation of mine operations at Colnic Pit

Reforestation programme

Every aspect has been thought out to ensure social license to develop is achieved & maintained



# Investment opportunity



## Metrics

- P/NPV 0.10x
- US\$4.60/ Resource AuEq oz
- US\$16.60/ Reserve AuEq oz

## ESM facts & figures

**US\$447m**

Pre-tax NPV\*

**19.2%**

IRR\*

**~17 years**

LOM

**US\$3.33bn**

Gross revenue\*

**US\$813** /oz AuEq

AISC

**2024**

First production

**2<sup>nd</sup>**

Largest undeveloped asset in Europe

**14<sup>th</sup>**

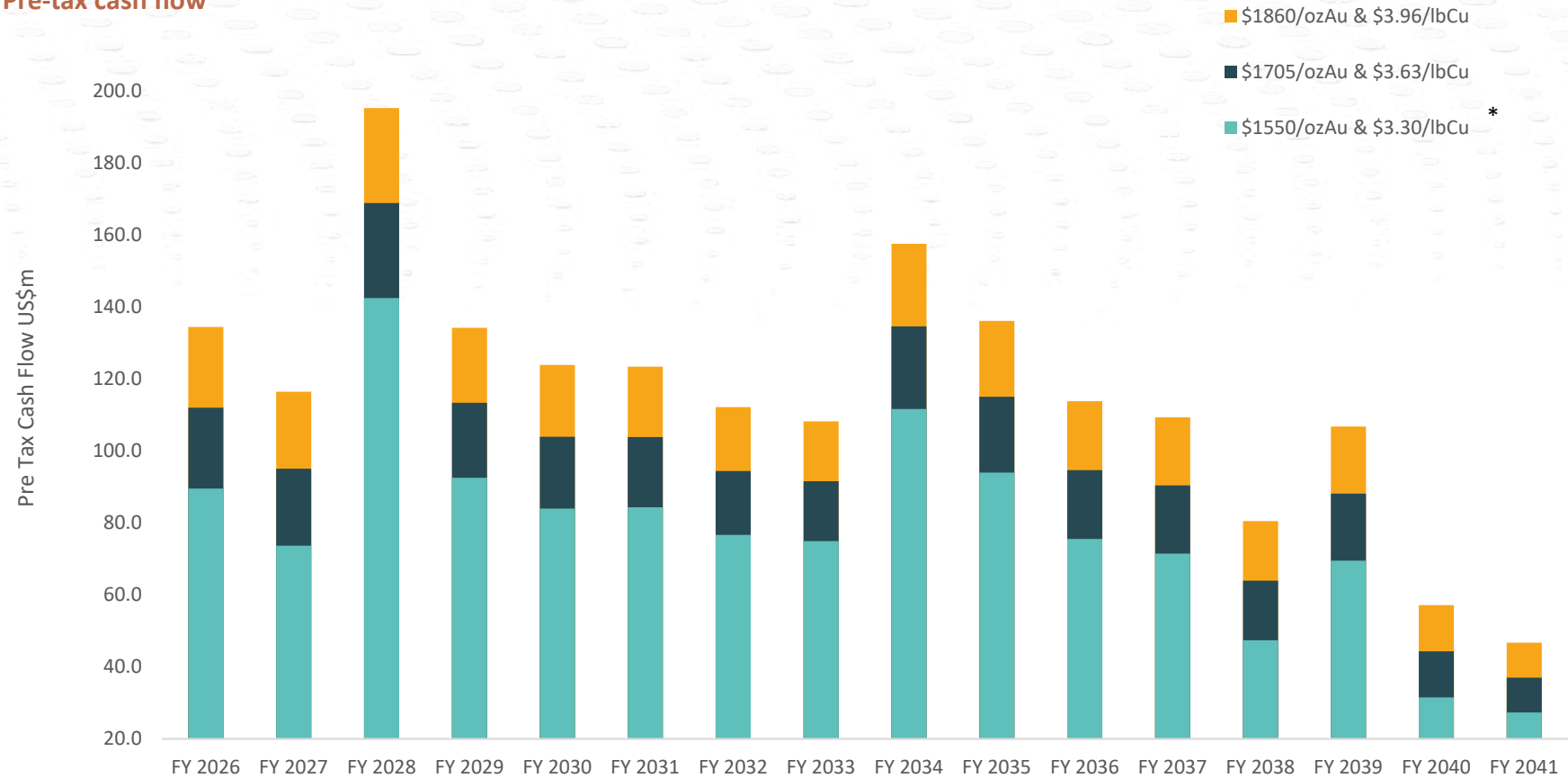
Largest undeveloped asset in the world

**zero wet tailings & zero cyanide**

Low-impact mining

# Rovina Leverage to Metal Prices

## Pre-tax cash flow



# Key value catalysts

Clear pathway to unlocking value

## Significant achievements

- ✓ 7Moz Au and 233K tn Cu M&I resources discovered
- ✓ Mining License signed by Prime Minister of Romania & published in the Official Gazette
- ✓ DFS highlighting ~17 year mine life producing 106koz Au & 9K tn Cu annually in first Phase
- ✓ Avizul de Oportunitate (Opportunity Agreement)
- ✓ Re-Zoning Plan Filed (PUZ)
- ✓ Strategic Environmental Assessment process approved and initiated

## Next steps: Unlocking value towards construction decision

- London Stock Exchange listing
- Receipt of Environmental Impact Assessment
- PUZ or Land Usage granted
- Offtake agreements
- Project financing secured
- Issuance of Construction License

## Production: Low-impact mining & steady cash flows

- Sustainable production of one of Europe's largest gold-copper projects targeted for 2024
- Concurrent reclamation
- Development of additional assets already defined as Measured and Indicated resources

P/NAV

0.10x

Euro Sun Mining

0.4x

Developer average

P/NAV

0.5-0.7x

Advanced developer average

P/NAV

0.7-0.9x

Producer average



# Euro Sun Mining

Unlocking value through the responsible development of one of the largest gold-copper projects in the European Union

## Leadership

Executive team and Board with extensive global mining experience, developing and operating large assets

Leading the sector towards a more responsible and engaged way of developing projects

Providing strategic metals to the European Union from the European Union

## Strategic asset

Euro Sun's 100%-owned Rovina Valley Project in Romania represents one of Europe's largest gold-copper projects

7 Moz of gold and 233 Ktn copper M&I resource already defined

## ESG commitment

Clear Environmental, Social and Governance commitments that are aligned with internationally recognised standards and goals

Buy-in at all levels due to commitment to secure social license to operate

Mining license ratified by national government

Opportunity Agreement issued in June 2021 by County and local governments

## Investment opportunity

Access to the EU's next gold-copper producer

2021 Definitive Feasibility Study (DFS) completed

Low-risk/ high-reward valuation gap vs peers\*

- 0.1 P/NAV vs peers at 0.5 P/NAV
- US\$16.60 EV/reserve oz vs peers at US\$131 EV/reserve oz

Low-impact mining approach

Clear pathway to unlocking value

## A strategic investment opportunity

\* Consensus estimates provided by CIBC Capital Markets (x August 2021)

# Appendix

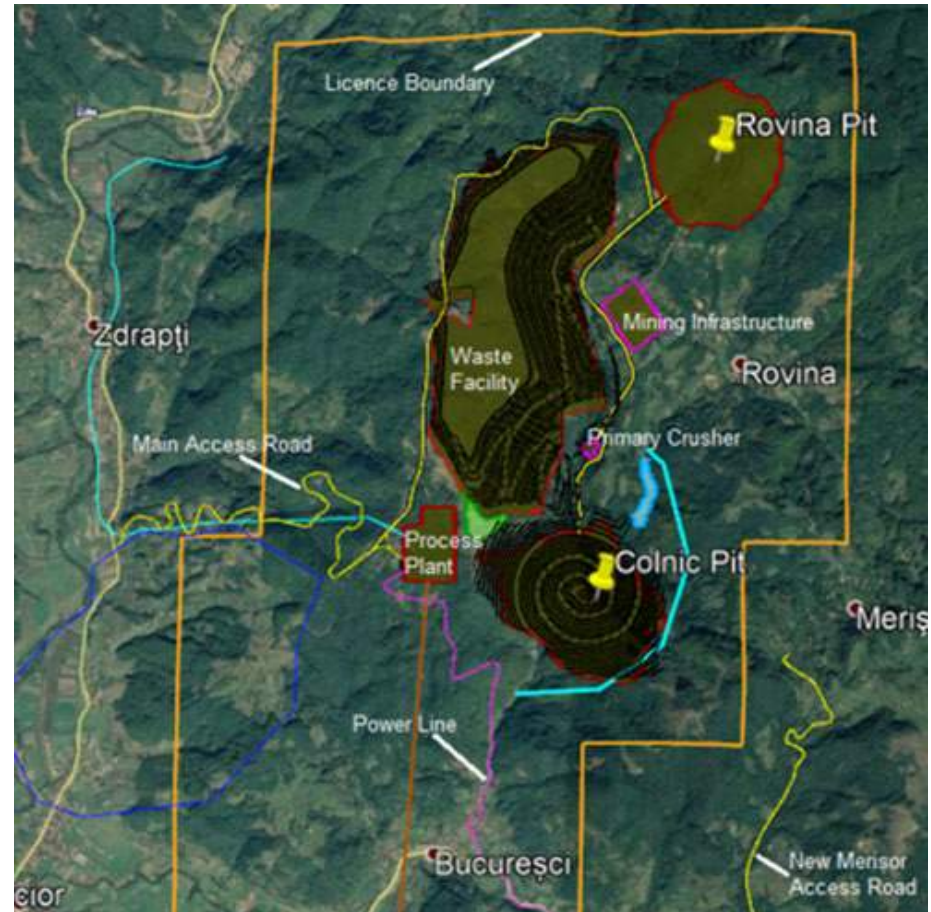
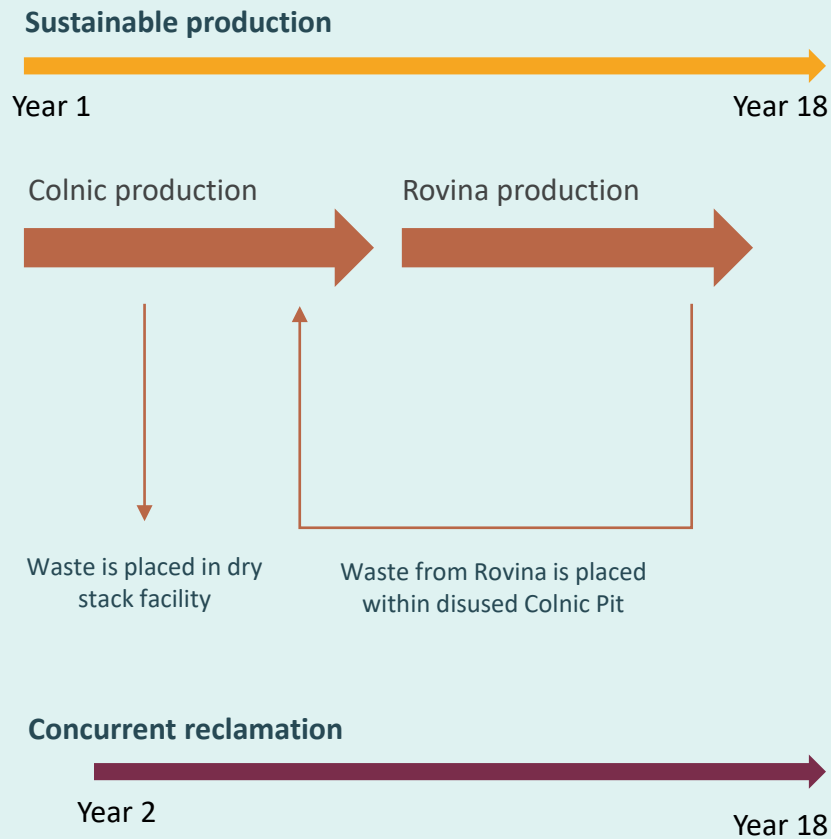


## Highlights

- Low-impact mining
- No wet tailings and Zero cyanide
- Highly leveraged to gold & copper price

# Low-impact mining

Sustainable production with concurrent reclamation



# Low-impact mining (con't)

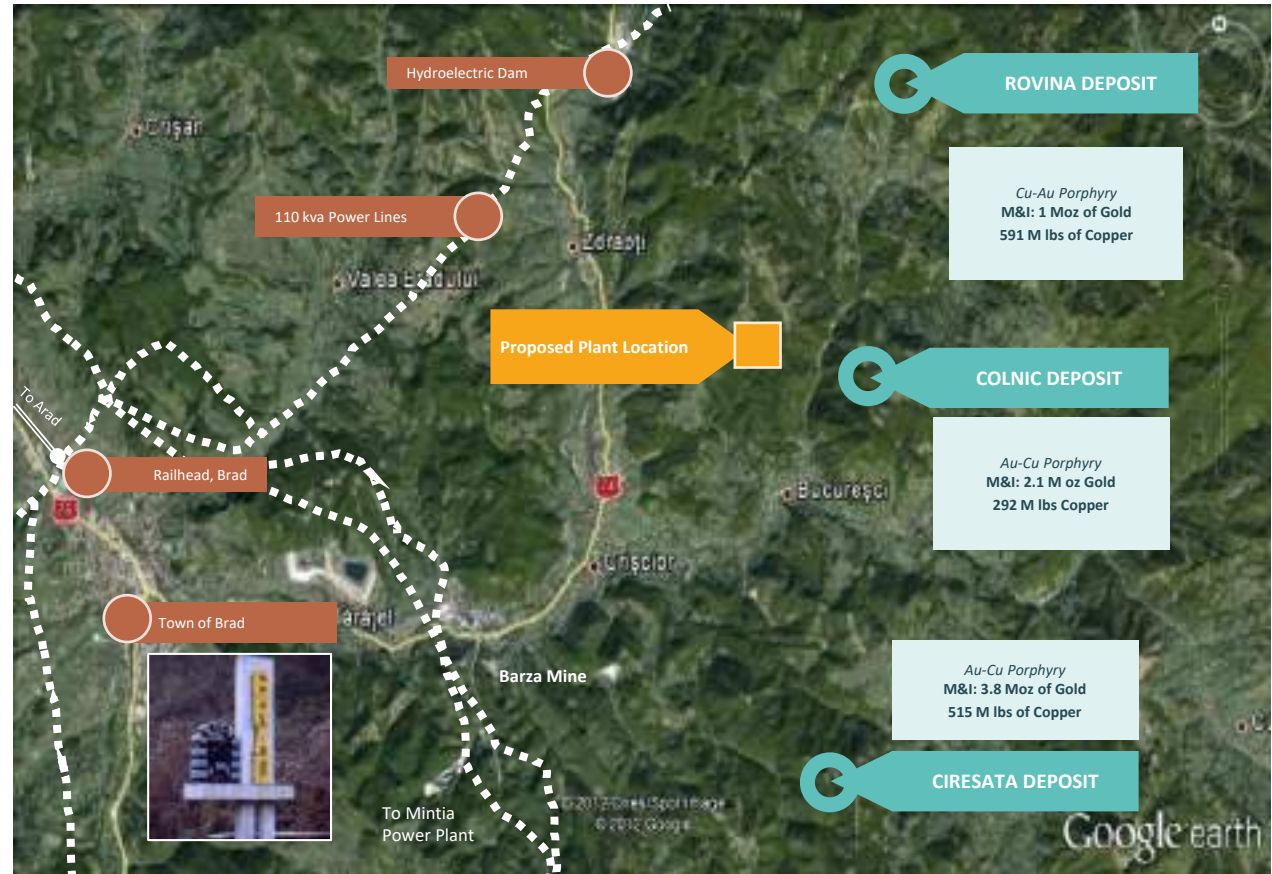
Existing infrastructure minimises our footprint

Project located in Romania, a member of the European Union

Modern infrastructure including rail and low-cost power

History of mining with the Barza mine in Brad producing over 13Moz Au with production ending in 2006

Three discrete porphyry ore bodies with Rovina and Colnic outcropping on surface and forming the basis of the DFS



\* See slide 13 for details related to the mineral resource estimation

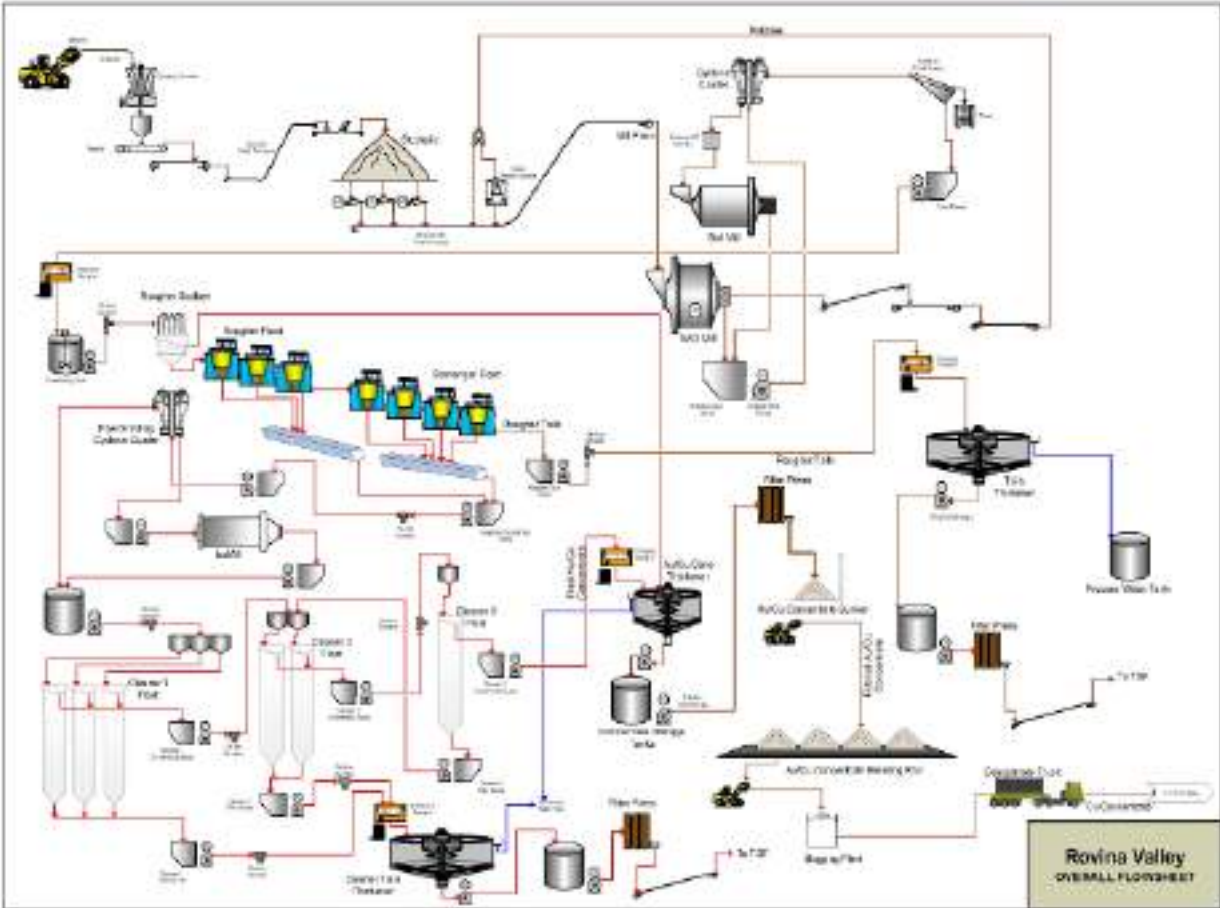
# DFS process flowsheet

Environmentally friendly processing

Low strip open pit mining with close proximity to plant

Produces a clean 22% copper concentrate containing high grade gold ( 100g/t)

Co-mingling of waste rock and tailings in dry stacking eliminates the need for wet tailings storage facilities and dramatically lowers water requirements



---

## DFS process flowsheet (con't)

Dry stacking and no cyanide

**ESM will use Column Flotation.**

**No cyanide is used anywhere in the process.**

There are numerous **advantages of column flotation**, which include:

- I. improved recovery
- II. higher grade concentrate
- III. lower capital and operating costs
- IV. less wear and tear due to absence of moving parts
- V. less floor space

Our modern processing technology allows us to dry stack our tailings, removing the risks and costs associated with a wet-tailings facility.

Part of our commitment to ensuring the low impact of our operation, we have an active water management which recycles 95% of water usage, reducing our requirement for fresh water.

# Highly leveraged to gold & copper

Generating US\$713M FCF at base case\*

Leverage at spot prices\* =  
 FCF US\$1.4 billion  
 NPV US\$1.0 billion  
 IRR:31%

## Indicative cash flow model



## Corporate catalysts

\* DFS 2021: Base case assumptions Gold US\$1,550/oz & Copper US\$3.30/lb and spot prices Gold US\$1,830/oz & Copper US\$4.70/lb

# Definitive Feasibility Study results

Base case assumptions	Life of mine	First 10 years
Gold price (base case)	US\$1550 /toz	US\$1550 /toz
Copper price (base case)	US\$3.30/lb	US\$3.30 /lb
Gold recovery	79.7%	79.9%
Copper recovery	91.4%	90.5%
Mine life	15.3 years	10.0 years
Mining rate	75,000 tonnes per day	75,000 tonnes per day
Plant life	16.8 years	10.0 years
Plant rate	21,000 tonnes per day	21,000 tonnes per day

## Mine parameters

<b>Average annual gold equivalent production</b>	<b>132,000 troy ounces</b>	<b>146,000 troy ounces</b>
Average annual gold production	81,000 troy ounces	106,000 troy ounces
Average annual copper production	24.3 million pounds	19.0 million pounds
Average gold grade	0.43 g/t	0.51 g/t
Average copper grade	0.16%	0.12%
Colnic LOM strip ratio (waste to ore)	1.51	1.51
Rovina LOM Strip ratio (waste to ore)	2.27	2.41



## Definitive Feasibility Study results (con't)

Capital costs	Life of mine	First 10 years
Pre-strip capital	US\$12.7 million	–
Initial capital	US\$386.6 million	–
Total initial capital	US\$399.2 million	–
Sustaining capital	US\$47.7 million	–
Total CAPEX	US\$447 million	–
<b>Operating costs</b>		
All-in sustaining costs	US\$813/oz Au eq	US\$790/oz Au eq
Mining costs	US\$1.96/tonne moved	–
Milling costs	US\$7.34/tonne milled	–
Waste management	US\$0.44/tonne milled	–
G&A costs	US\$0.29/tonne milled	–
<b>Cash flow</b>		
Pre-tax NPV (5% discount rate)	US\$447 million	–
Pre-tax IRR	21.3%	–
Post-tax NPV (5% discount rate)	US\$359.3 million	–
Post-tax IRR	19.2%	–

# DFS sensitivity to metal prices

## NPV sensitivity\*

NVP (US\$ million)	- 20%	- 10%	0%	10%	20%
Gold price	134.3	246.9	<b>359.3</b>	471.7	583.9
Copper price	236.5	297.9	<b>359.3</b>	420.7	482.1
CAPEX	433.9	396.6	<b>359.3</b>	322.0	284.6
OPEX	554.4	456.9	<b>359.3</b>	261.7	164.0
Discount rate	414.8	386.3	<b>359.3</b>	333.8	309.6
Treatment costs and refining charges	369.4	364.3	<b>359.3</b>	354.3	349.3
Transport	364.1	361.7	<b>359.3</b>	356.9	354.5
Diesel	412.2	385.7	<b>359.3</b>	332.9	306.5
Electricity	373.2	366.3	<b>359.3</b>	352.3	345.4

\* At the base discount rate of 5%

# DFS sensitivity to metal prices

## IRR Sensitivity

NVP (US\$ million)	- 20%	- 10%	0%	10%	20%
Gold price	11.7	15.5	<b>19.2</b>	22.8	26.3
Copper price	16.1	17.7	<b>19.2</b>	20.6	21.9
CAPEX	24.5	21.6	<b>19.2</b>	17.2	15.4
OPEX	24.6	21.9	<b>19.2</b>	16.3	13.2
TC/RC	19.5	19.3	<b>19.2</b>	19.1	18.9
Transport	19.3	19.3	<b>19.2</b>	19.1	19.1
Diesel	20.6	19.9	<b>19.2</b>	18.5	17.7
Electricity	19.6	19.4	<b>19.2</b>	19.0	18.8

# Colnic & Rovina Proven and Probable reserves

Deposit	Classification	Tonnage (Mt)	Au (g/t)	Cu (%)	Au (Koz)	Cu (t)
Colnic	Proven	24.27	0.64	0.11%	500.5	26 860.9
	Probable	49.49	0.52	0.08%	828.7	41 004.7
Rovina	Proven	24.01	0.32	0.28%	67 469.3	67 469.3
	Probable	35.62	0.22	0.20%	249.5	72 896.1
Colnic & Rovina	Proven	48.28	0.48	0.20%	748.3	94 330.2
	Probable	85.11	0.39	0.13%	1 078.2	113 900.8
Total	Proven & Probable	133.40	0.43	0.16%	1 826.5	208 231.0

## Notes:

- The Mineral reserve estimate uses a base gold price of US\$1,500/oz and a base copper price of US\$3.00/lb
- All tonnes quoted are dry tonnes. Differences in the addition of deposit tonnes to the total displayed is due to rounding.
- The estimate of Rovina Valley Gold Project Mineral Reserves are not at this stage materially affected by any known environmental, permitting, legal, title, taxation, socioeconomic, marketing, political, or other relevant issue. Furthermore, the estimate of Project Reserves is not materially affected by any known mining, metallurgical, infrastructure, or other relevant factor.
- Mineral Reserve estimates follow the Canadian Institute of Mining, Metallurgy and Petroleum ("CIM") definitions standards for Mineral Resources and Reserves and have been completed in accordance with the Standards of Disclosure for Mineral Projects as defined by National Instrument 43-101. **u: 104,000 oz Cu: 19 million lbs**

# Colnic & Rovina Resources

Deposit	Classification	Tonnage (Mt)	Au (g/t)	Cu (%)	Au (Moz)	Cu (Mlb)	AuEq* (g/t)	AuEq* (Moz)
Colnic	Measured	29.1	0.65	0.12	0.61	77	0.82	0.77
	Indicated	97.5	0.49	0.10	1.53	215	0.63	1.98
Rovina	Measured	33.1	0.36	0.29	0.38	212	0.77	0.82
	Indicated	78.1	0.26	0.22	0.66	379	0.57	1.43
Colnic & Rovina	Measured	62.2	0.50	0.21	0.99	289	0.79	1.58
	Indicated	175.6	0.39	0.15	2.19	594	0.60	3.41
<b>Total</b>	<b>Measured &amp; Indicated</b>	<b>237.8</b>	<b>0.42</b>	<b>0.17</b>	<b>3.18</b>	<b>882</b>	<b>0.65</b>	<b>4.99</b>

## Notes:

- Au and Cu Equivalent determined by using a long-term gold price of US\$1,700/oz and a copper price of US\$3.50/lb with metallurgical recoveries not taken into account.
- Mineral Resources are reported inclusive of Mineral Reserves. Mineral Resources that are not Mineral Reserves do not have demonstrated economic viability.
- Mineral Resources are contained within a conceptual pit shells that are generated using the same economic and technical parameters as used for Mineral Reserves but at gold price of US\$1,700/oz and a copper price of US\$3.50/lb. with metallurgical recoveries not taken into account.
- Colnic and Rovina deposits are amenable to open pit mining and Mineral Resources are Pit constrained and tabulated at a base case cut-off grade of 0.35 g/t AuEq for Colnic and 0.25 % CuEq for Rovina
- Minor summation differences may occur, as a result of rounding.
- Mineral Resource estimates follow the CIM definition standards for Mineral Resources and Reserves and have been completed in accordance with the Standards of Disclosure for Mineral Projects as defined by National Instrument 43-101.

# Ciresata Resources

Deposit	Classification	Tonnage (Mt)	Au (g/t)	Cu (%)	Au (Moz)	Cu (Mlb)	Au Eq* (g/t)	Au Eq* (Moz)
Ciresata	Measured	28.5	0.88	0.16	0.81	102	1.13	1.03
	Indicated	125.9	0.74	0.15	3.01	413	0.97	3.92
<b>Total</b>	<b>Measured &amp; Indicated</b>	<b>154.4</b>	<b>0.77</b>	<b>0.15</b>	<b>3.82</b>	<b>515</b>	<b>1.00</b>	<b>4.95</b>

**Notes:**

- From Table 14-20, Technical Report "Rovina Valley Project, Preliminary Economic Assessment, NI 43-101, Feb. 20, 2019 " from AGP Mining Consultants Inc (available on SEDAR)
- Au and Cu Equivalent determined by using a long-term gold price of US\$1,500/oz and a copper price of US\$3.50/lb
- The Ciresata deposit is amenable to bulk underground mining and resources are tabulated at a base case 0.65 g/t Au eq.
- No Mineral Reserves have been defined at the Ciresata deposit. Mineral Resources that are not Mineral Reserves do not have demonstrated economic viability.
- Minor summation differences may occur, as a result of rounding.
- Mineral Resource estimates follow the CIM definition standards for Mineral Resources and Reserves and have been completed in accordance with the Standards of Disclosure for Mineral Projects as defined by National Instrument 43-101.

# Euro Sun Mining's ongoing ESG commitments

Continually driving our standards and meeting stakeholder expectations

## ICMM membership

Society increasingly understands that the decarbonising of the global economy and realising the UN Sustainable Development Goals (SDGs) requires a sustained demand for metals and minerals over the coming decades.

This has rightly led to greater scrutiny of where these materials have come from and whether they are being produced responsibly.

We intend to align to the ICMM Mining Principles and assurance procedures to validate the transparency of our environmental, social and governance practices.



## Reporting standards

Reporting standards are intended for use in communications to investors regarding sustainability issues that are likely to impact corporate ability to create value over the long term.

Euro Sun Mining will conduct a stakeholder assessment to determine disclosure areas that are financially material to the business and which associated metrics to report (e.g. GHG emissions, air quality, energy, water and waste management, biodiversity, security and human rights, workforce health & safety, labour relations and business ethics)



## Climate framework

The Taskforce for Climate Related Financial Disclosures (TCFD) is a framework to help public companies disclose climate-related risks and opportunities more effectively through their reporting processes.

On 9 November 2020, the UK Government announced that climate risk reporting will become mandatory for listed companies by 2022.

Euro Sun Mining will immediately adopt this framework, which will support our strategic planning, governance process and public disclosures.



Establishing internationally recognised reporting standards as the company progresses through construction to production

---

# Capital allocation strategy

Harnessing cash flows

**Euro Sun Mining has three short- and medium-term objectives in relation to capital allocation**

Growth capital – We are building Europe’s next major gold & copper mine

Debt repayment – We seek to manage and pay back our debt in a responsible manner

Expansion – Grow & mine the RVP resource base and consider acquisitions that align with our corporate strategy

ESM will consider returning value to shareholders through a dividend once the Company is in steady production

**100% ownership of RVP by ESM and its shareholders**





---

# Capital structure

---

## Shares outstanding

174,495,514

---

## Market capitalisation (14/09/21)

~C\$72 million

---

## 52-week high

C\$0.63

---

## 52-week low

C\$0.30

---

## Liquidity

600,000 shares per day

---

## Warrants outstanding

33,957,819 (strike US\$0.40-US\$0.55)

---

## Key institutional shareholders

Ruffer LLP ( UK)	~9%
Franklin Gold Fund	~8%
ASA Gold Fund	~7%
Baupost	~3%
Ixios Gold Fund	~2%
APAC Resources HK	~2%

---

## Analyst coverage

Justin Chan (Sprott)

**Sprott**

Roger Bell (Hannam & Partners)

**H&P**



# Thank you



**TSX: ESM**  
**Corporate Headquarters**

66 Wellington Street West, Suite 5300, TD Bank Tower  
Box 48, Toronto ON M5K 1E6, Canada

**Investor Inquiries:** [info@eurosunmining.com](mailto:info@eurosunmining.com)

**Media Inquiries:** [esm@buchanan.uk.com](mailto:esm@buchanan.uk.com)

[www.eurosunmining.com](http://www.eurosunmining.com)