



**RUMBLE**  
RESOURCES LTD

# Earaheedy – Emerging World Class Zinc-Lead-Silver Resource in Western Australia

Corporate Presentation | April 2023



ASX: RTR

# Earaheedy: Globally Significant Maiden Resource



## Maiden Sulphide, pit constrained; Inferred Mineral Resource Estimate (MRE):

*94Mt @ 3.1% Zn+Pb and 4.1g/t Ag (at a 2% Zn+Pb cutoff) for*

*2.2Mt Zinc, 0.7Mt Lead and 12.6Moz Silver of contained metal*

- Large scale, low-cost open pit mining proposition in premier mining jurisdiction of Western Australia
- Represents one of the largest zinc sulphide discoveries globally over the last decade
- Highly leveraged to the global renewable energy transition

## Exceptional resource growth and Tier 1 scale potential

- Deposits remain open with less than 35% of the 45km Unconformity Unit effectively drill tested
- High grade MVT deposit targets in fertile underlying carbonate formations **untested**
- Significant potential to increase to Super Giant category (>300Mt)

## Excellent metallurgical results

- High recoveries and marketable concentrate grades support a potential simple low Capex and Opex flowsheet

## Project Optionality

- The Pit Constrained MRE hosts a **41Mt higher-grade component** >3% Zn+Pb cut-off and a very large **462Mt component** > 0.5% Zn+Pb cut-off that could be upgraded through beneficiation



# Corporate Overview



## Capital Structure (RTR:ASX)

Shares On Issue	(m)	626.7
Unlisted Options <sup>1,2</sup>	(m)	19.75
Market Capitalisation <sup>3</sup>	(A\$m)	137
Cash and Equivalents (28 April 2023)	(A\$m)	7.6
Debt	(A\$m)	Nil
Enterprise Value <sup>3</sup>	(A\$m)	109.5

Notes:

1. 4.75 million 58c Options (Various Expiry)

2. 15.0 million Performance Options Vesting 20c, 30c, 40c, 50c (vested) \$1 & \$2 (unvested)

3. As at 15 April 2023

## Research Analyst Coverage



Bradley Watson

## Board of Directors

**Shane Sikora**  
Managing Director

**Peter Venn**  
Non-Executive Director

**Geoff Jones**  
Non-Executive Director

**Michael Smith**  
Non-Executive Director

**Matthew Banks**  
Non-Executive Director

## Management

**Brett Keillor**  
Head of Technical

**Ben Jones**  
Chief Geologist

**Mark Carder**  
GM of Operations

**Luke Timmermans**  
Project Manager, Earahedy

**Trevor Hart**  
Chief Financial Officer

## Shareholders

Board and Management	9%
Top 20	29%

# Major Zinc Sulphide Discovery in Western Australia



- **Major sedimentary hosted base metal discovery in the Earaheedy Basin** announced on 19 April 2021

Chinook discovery hole intersected:

- **34m @ 4.22% Zn+Pb from 66m, incl.**

- 15m @ 6.97% Zn+Pb, from 74m**

- Maiden JORC compliant Mineral Resource Estimate **in 24 months**
- Maiden resource based on **658 holes for 102,000m of drilling**
- Zinc Sulphide dominant (**up to 10:1 Zn:Pb**)
- Represents one of the **largest zinc discoveries globally in past decade**
- Located 100km north of Wiluna in Western Australia; a world class mining jurisdiction **with access to major highways, power, rail, ports and mining workforce**

# Globally Significant Pit Constrained Maiden Resource



**Table A: Maiden Inferred Mineral Resource tabulation for the Earraheedy Project.**

Cut off	Inferred – Chinook					Inferred – Tonka and Navajoh					Inferred Total				
Zn+Pb	Tonnes	Zn+Pb	Zn	Pb	Ag	Tonnes	Zn+Pb	Zn	Pb	Ag	Tonnes	Zn+Pb	Zn	Pb	Ag
%	Mt	%	%	%	g/t	Mt	%	%	%	g/t	Mt	%	%	%	g/t
0.5	334	1.3	0.9	0.4	2.3	128	1.5	1.2	0.2	1.9	462	1.3	1.0	0.3	2.2
1.0	135	2.1	1.5	0.6	3.4	59	2.3	2.0	0.4	2.6	194	2.2	1.6	0.5	3.1
<b>2.0</b>	<b>63</b>	<b>3.0</b>	<b>2.1</b>	<b>0.8</b>	<b>4.6</b>	<b>31</b>	<b>3.3</b>	<b>2.8</b>	<b>0.5</b>	<b>3.4</b>	<b>94</b>	<b>3.1</b>	<b>2.4</b>	<b>0.7</b>	<b>4.2</b>
2.5	39	3.4	2.4	0.9	5.2	25	3.5	3.0	0.5	3.6	65	3.4	2.6	0.8	4.5
3.0	24	3.8	2.7	1.1	5.7	17	3.9	3.3	0.6	3.8	41	3.8	3.0	0.9	4.9
4.0	7	4.7	3.3	1.5	6.8	5	4.9	4.1	0.8	4.3	12	4.8	3.6	1.2	5.7

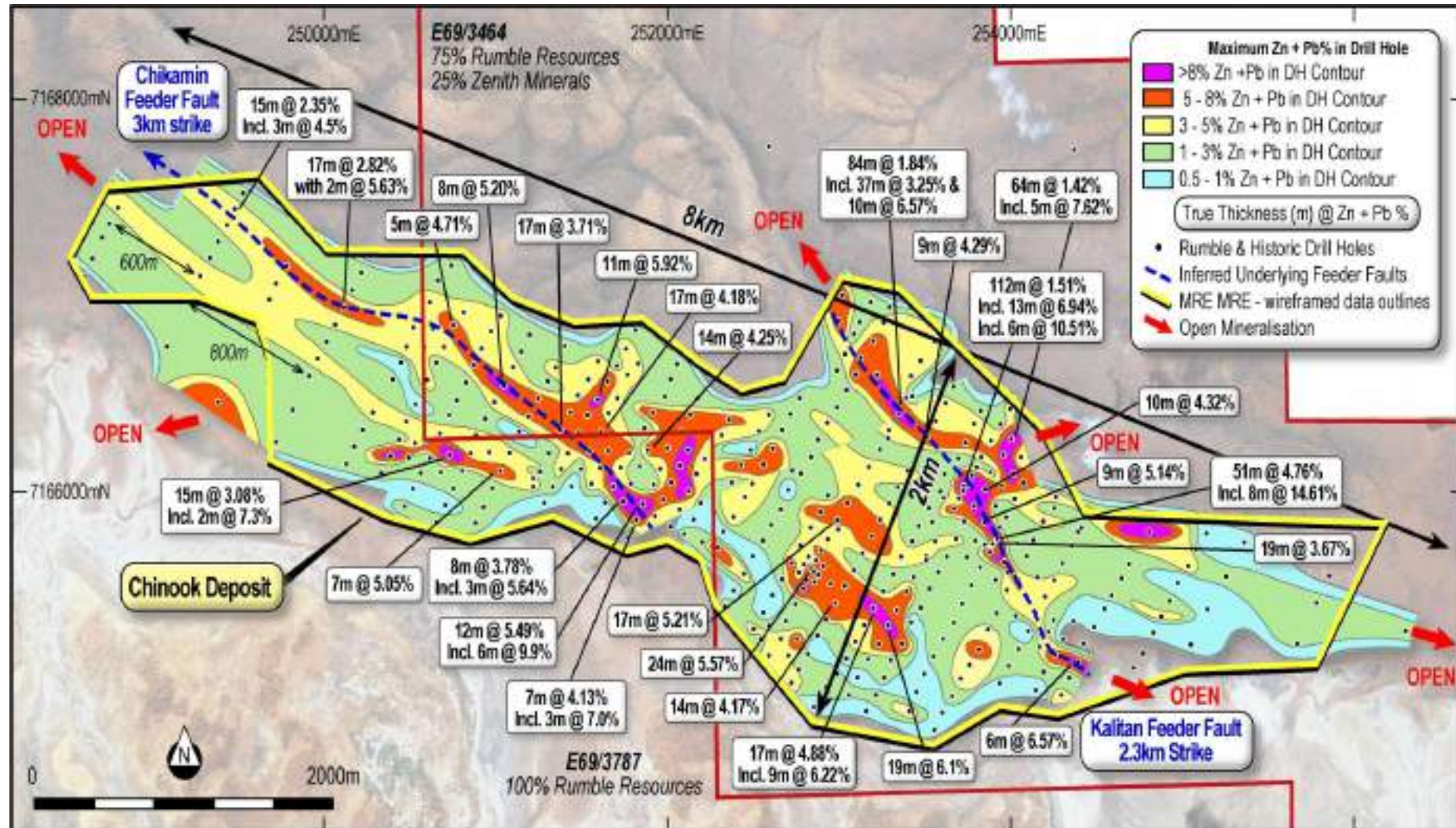
**Footnote:** Inferred Mineral Resource is constrained within optimised pit shells and tabulated above at different economic Zn+Pb% cut offs.



# Chinook: Resource Growth Potential



- 8km x 2km Navajoh unconformity Zn-Pb mineralisation (host to Zn-Pb Pit Constrained Resources) remains **open along strike and down dip**
- Chikamin and Kalitan high-grade feeder structures (>5% >8%) Zn-Pb remain open
- Potential to **discover high-grade MVT and fault related resources beneath inferred resource area** in underlying carbonate formations (evidenced by 6m @ 10.51% Zn+Pb & 8m @ 14.61% Zn+Pb in interpreted feeder zone)
- Zinc sulphide dominant** (approximately 3:1 Zn:Pb)



# Chinook Deposit: Optimised Pit

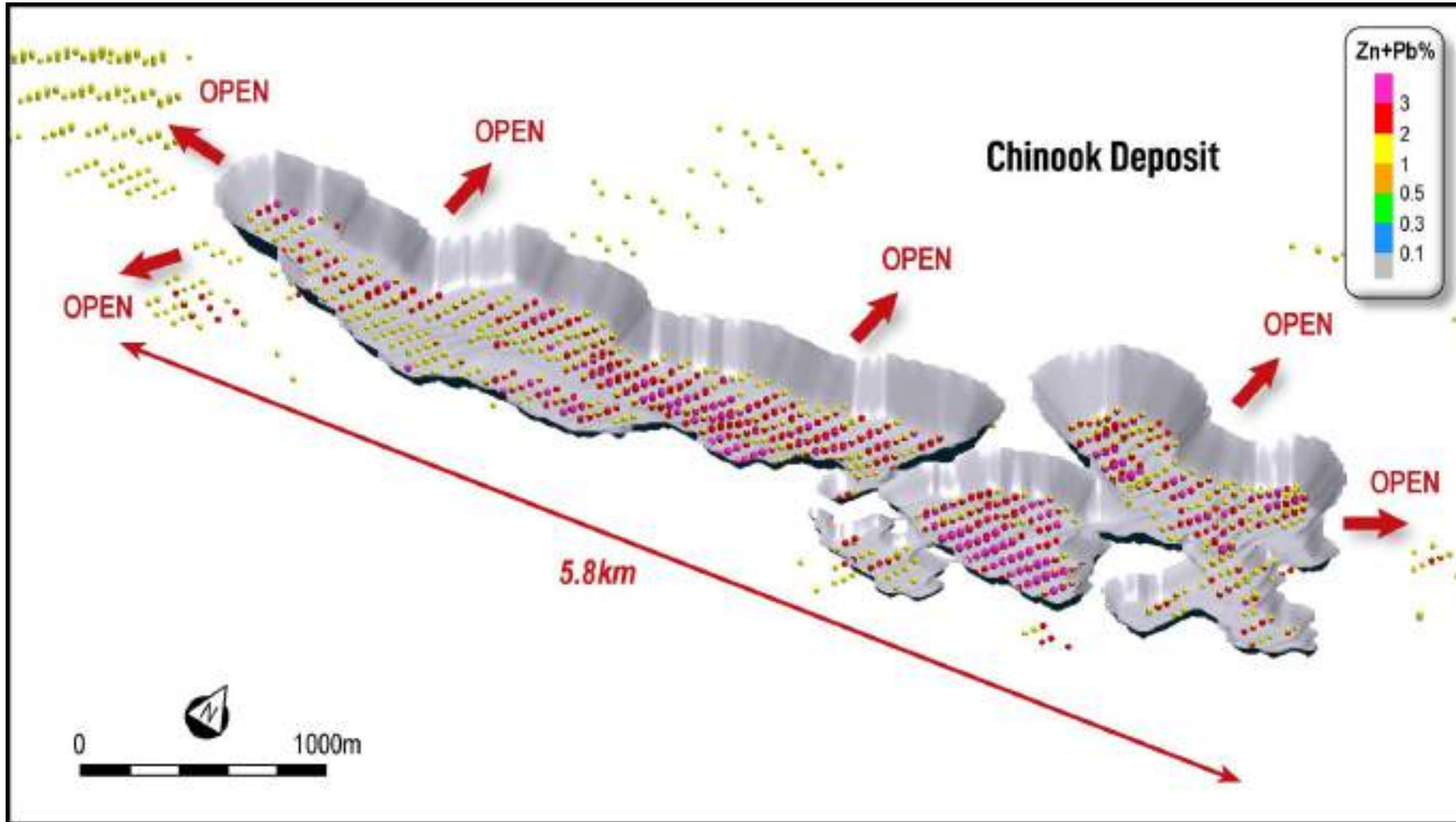


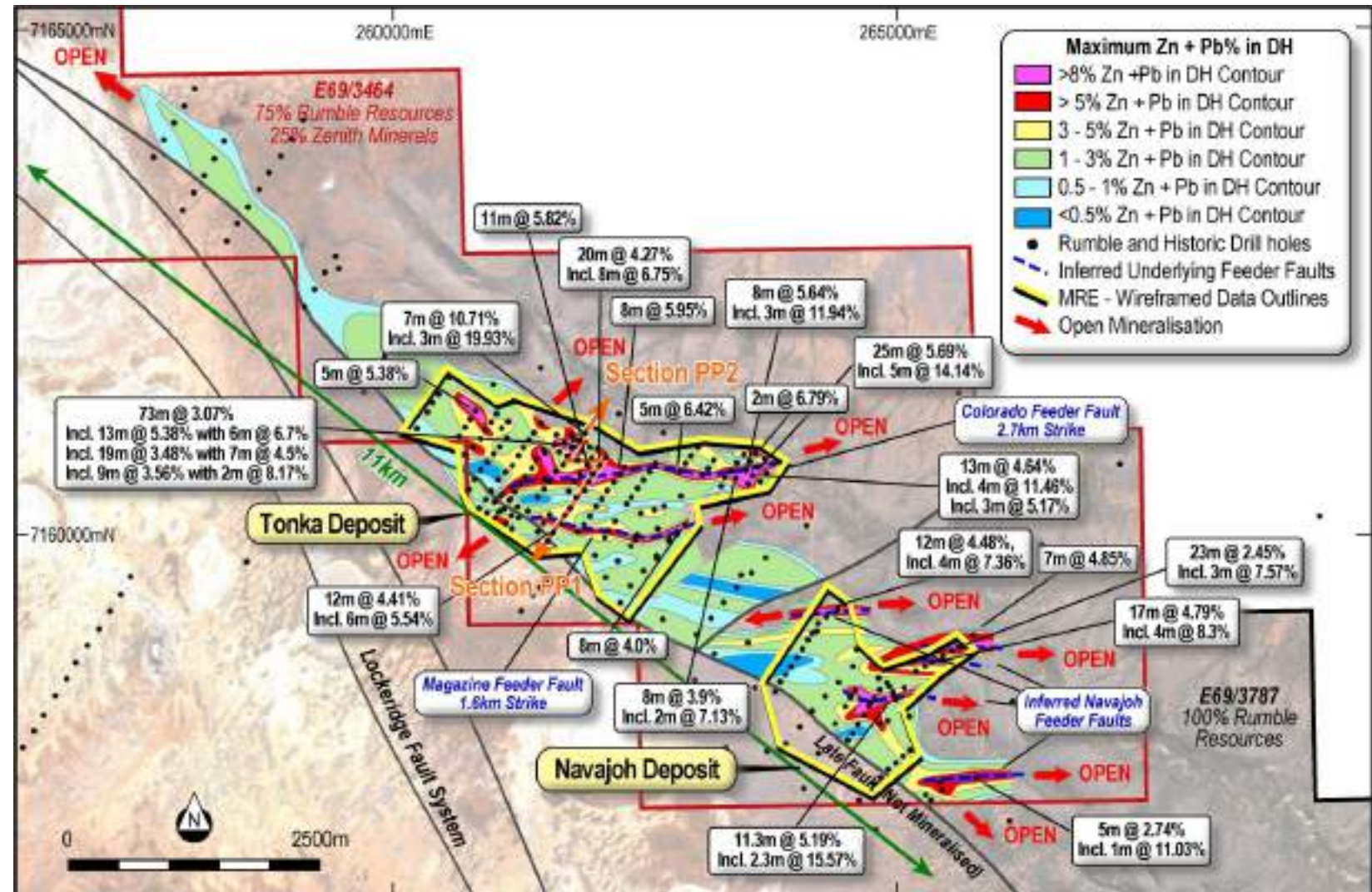
Image: NW view of pits >1.5%Zn+Pb COG

- Optimised pits highlight potential for a **large tonnage, low-cost open pit mining scenario**
- **Higher Grade resources close to surface** highlight optionality
- Optimised open pits **constrained to depth of drilling**
- **Significant resource growth potential** with deposit open in all directions
- Potential to **discover high-grade MVT and fault related mineralisation** beneath inferred resource area in underlying carbonate formations

# Tonka and Navajoh: Resource Growth Potential



- 11km x 2km Navajoh unconformity Zn-Pb mineralisation (**host to Zn-Pb Pit Constrained Resources**) remains **open along strike and down dip**
- Colorado, Magazine and Navajoh high-grade feeder faults (>5% >8%) **Zn-Pb remain open**
- Mineralisation intersected in broad spaced drilling outside of inferred resource areas **highlights the potential for new resource discoveries**
- Potential to **discover high-grade MVT and fault related resources** beneath inferred resource area in underlying carbonate formations (**evidenced by 3m @ 19.93% Zn+Pb & 5m @ 14.14% Zn+Pb in interpreted feeder zone**)
- Zinc sulphide dominant** (up to 10:1 Zn:Pb)



# Tonka Deposit: Optimised Pit

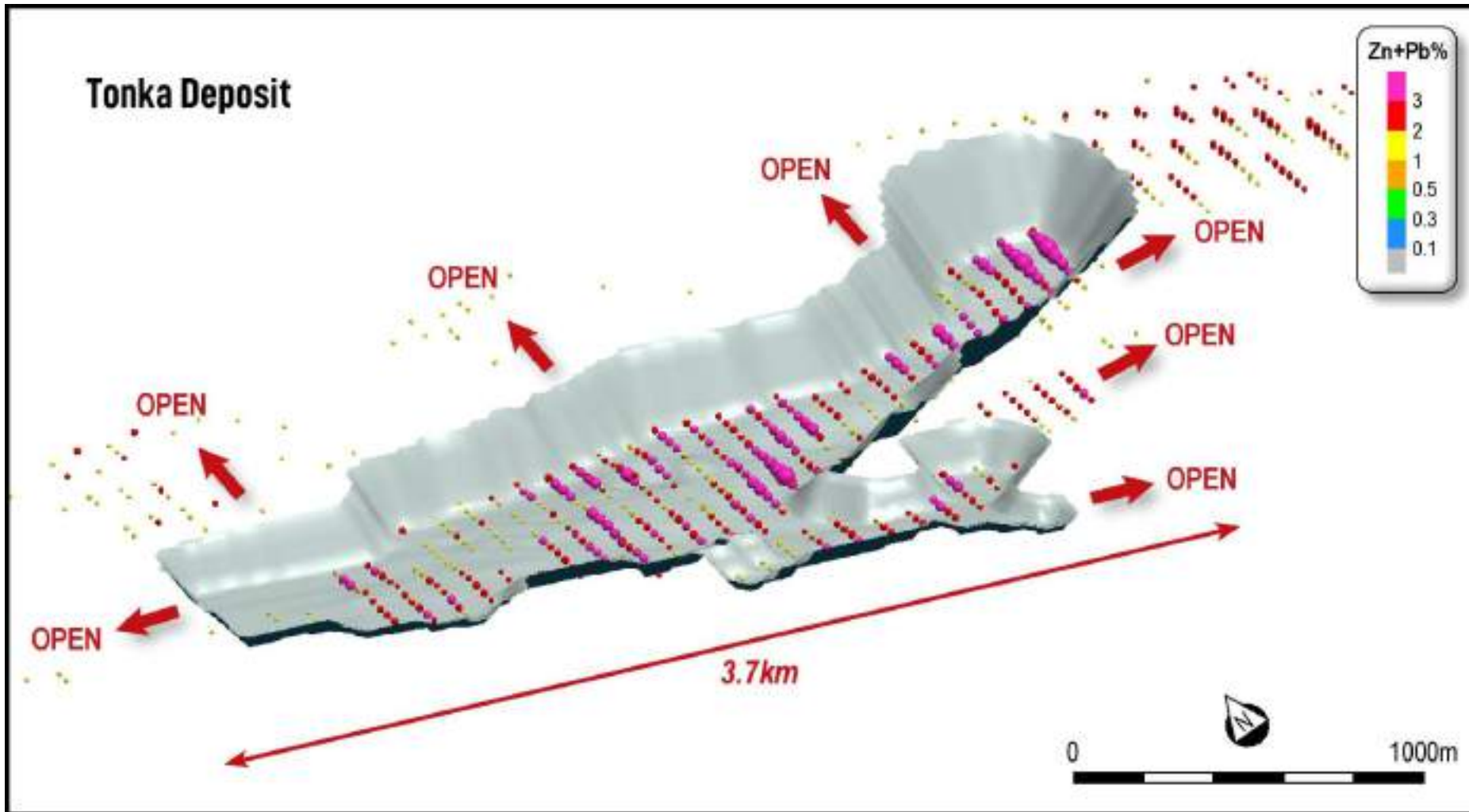


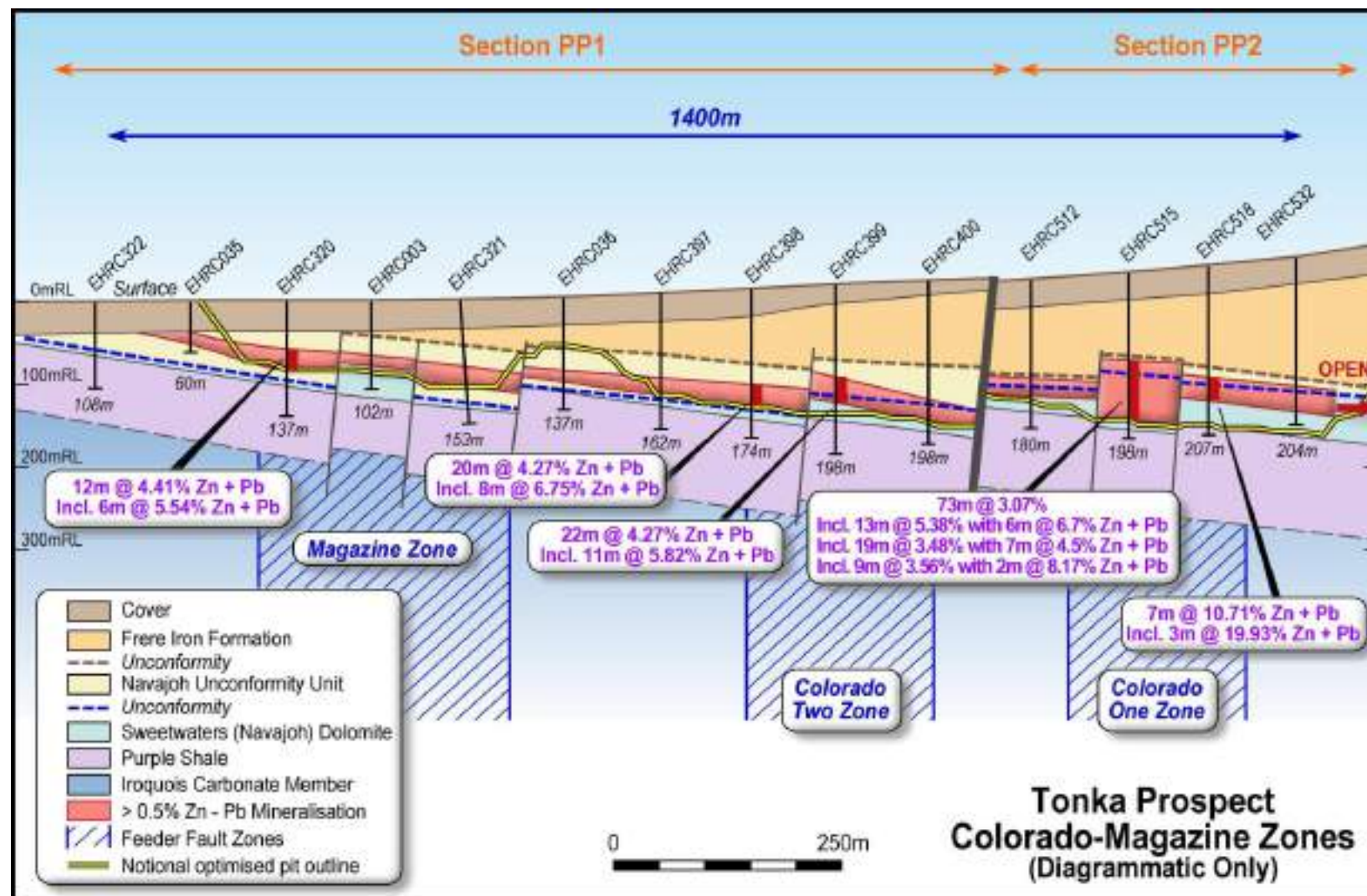
Image: NE view of pits >1.5%Zn+Pb COG

- Optimised pits highlight potential for a **large tonnage, low-cost open pit mining scenario**
- Optimised open pits **constrained to depth of drilling**
- **Significant resource growth potential** with deposit open in all directions
- Potential to **discover high-grade MVT and fault related mineralisation** beneath inferred resource area in underlying carbonate formations

# Flat Lying, Feeder Faults with Open Pit Potential



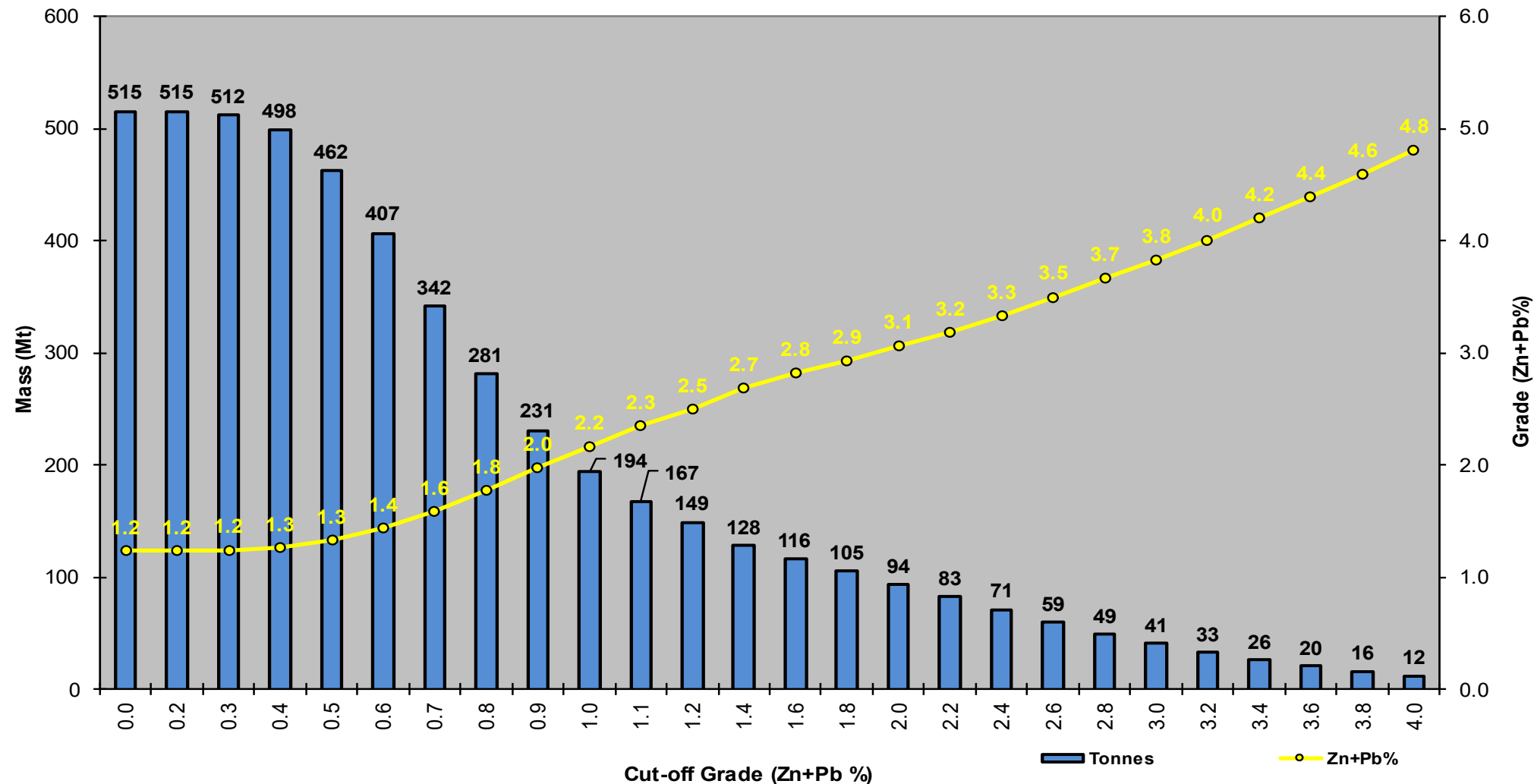
- Shallow and flat lying Zn-Pb mineralisation hosted in Navajoh Unconformity Unit Sweetwaters Well Dolomite - **Only formations tested to date**
- Potential **large scale open pit mine development**
- Potential free dig scenario – **Low-cost waste removal**
- **Colorado and Magazine higher Grade Zn-Pb Feeder Faults** – Untested at depth
- Significant potential to **discover high-grade MVT and fault related mineralisation beneath inferred resource area** in underlying carbonate formations - Untested



# Grade Tonnage Curve – Development Optionality



Zn+Pb% Grade -Tonnage Curve - Sulphide Domains



# Metallurgy – A Highly Marketable Concentrate



- High zinc recoveries to 90% Zn in cleaner concentrates
- Coarse grind size (150 micron)
- Fast flotation with clean sulphide separation in site water
- Simple and conventional process flowsheet – low capex/opex potential
- Zinc concentrate grade to 59% Zn is highly marketable
- Higher end of global benchmark to current developers and producers
- Considerable potential for further metallurgical improvements (optimisation and beneficiation)

PROSPECT		CHINOOK	TONKA		Average Tonka	Average Combined
Composite		A - EHS001/002	B - EDH019	C- EDH027		
Host		Unconformity	Unconformity	Dolomite		
<b>Feed Grades</b>						
Zn	%	3.92	4.72	1.25		
Pb	%	2.33	0.49	0.15		
<b>Rougher Recoveries</b>						
Zn	%	86.1	89.6	96.7	<b>93.2</b>	<b>90.8</b>
Pb	%	63	82.3	82.1	<b>82.2</b>	<b>75.7</b>
<b>Cleaner Recoveries</b>						
Zn	%	78.6	84.2	89.6	<b>86.9</b>	<b>84.1</b>
Pb	%	41	72	70	<b>70.8</b>	<b>60.8</b>
<b>Cleaner Concentrate Grades</b>						
Zn	%	44.5	58.8	49.6	<b>54.2</b>	<b>51.0</b>
Pb	%	13.7	5.2	4.8	<b>5.0</b>	<b>7.9</b>
<b>Zn+Pb</b>	<b>%</b>	<b>58.3</b>	<b>64.0</b>	<b>54.4</b>	<b>59.2</b>	<b>58.9</b>

Table: Metallurgical Testwork Summary – incl Rougher Recoveries / Cleaner Recoveries and Concentrate Grades

Company	New Century	Glencore	MMG	MMG	Vedanta Zinc	Teck Resources	Rumble
Project	Century <sup>1</sup>	McArthur River <sup>2</sup>	Rosebery <sup>3</sup>	Dugald River <sup>3</sup>	Gamsberg <sup>4</sup>	Red Dog <sup>5</sup>	Tonka
Zn Concentrate Grade	48%	47%	54%	50%	50%	55%	54%
Zn Recoveries	51%	N/A	82%	88%	N/A	86%	87%

Table: Tonka Earahedy Zinc Recoveries and Zinc Concentrate vs Global Producers

# Metallurgy – No Penalty Elements



Company	New Century	Glencore	MMG	Vedanta Zinc	Teck	Rumble
Project	Century	Mcarthur River	Dugald River	Gamsberg	Red Dog	Tonka Earahedy
% Unless otherwise stated						
Fe	3	5.9	11	8.9	5.0	6.6
Mn	<0.15	<0.01	2	2.6	<0.01	<0.2
SiO2	5	4.6	3.5	2	4.5	1.35
Cd	0.12	0.12	<0.1	<0.1	0.4	TBD
As	<0.01	0.2	0.02	<0.01	0.02	<0.1
Hg	<50 ppm	40 ppm	15 ppm	22 ppm	80ppm	TBD
Pb	8	4.6	0.2	0.1	3.8	5
S	28.5	30	31	29.4	31.7	33.7
Ag	150 ppm	130ppm	80 ppm	2 ppm	150ppm	TBD

Table: Tonka Earahedy Low Penalty Elements vs Global Producers (orange - penalties apply)

# Potential DMS & Ore Sorting benefits



- Rumble will trial DMS and Ore Sorting in 2023 for the mineralisation outside the higher-grade Zn-Pb zones - benefits include;
  - Technique can increase on average ore grade by 2-5 times – Examples in Table below
  - Removes waste early which can significantly lower the CAPEX and OPEX
  - Flotation recoveries can generally be increased with higher head grade
  - Environment – Reduce tailings
  - Greater optionality and productivity

	Project	DMS & Ore Sorting Examples
1	<b>Pering (Zn-Pb)</b> South Africa	<ul style="list-style-type: none"> <li>• Resource 50Mt @ 1.1% Zn and 0.3% Pb – MVT Type Open Pit Deposit</li> <li>• DMS <b>delivered 4x upgrade</b> (3.9% Zn and 1.1% Pb)</li> <li>• DMS <b>rejected 80% of waste</b></li> </ul>
2	<b>Sabre's Border (Zn-Pb)</b> Namibia	<ul style="list-style-type: none"> <li>• Resource 16.2Mt @ 1.53% Zn and 0.59% Pb – MVT Type Open Pit Deposit</li> <li>• DMS <b>delivered 8 x Upgrade</b> (12.5% Zn and 6.3% Pb)</li> <li>• DMS <b>rejected 83% of waste</b></li> </ul>
3	<b>Sorby Hills (Pb-Ag)</b> Western Australia	<ul style="list-style-type: none"> <li>• Resource 13.5Mt @ 3.6% Pb and 40g/t Ag (~2.6% ZnEq) MVT Type Open Pit Deposit</li> <li>• DMS <b>delivered 2.5 x Upgrade of lower grade material</b></li> <li>• DMS <b>rejected 70% of waste</b></li> </ul>

# Discovery Potential – Tip of the Iceberg



## Targets 1 & 2 - Unconformity Zn-Pb-Ag

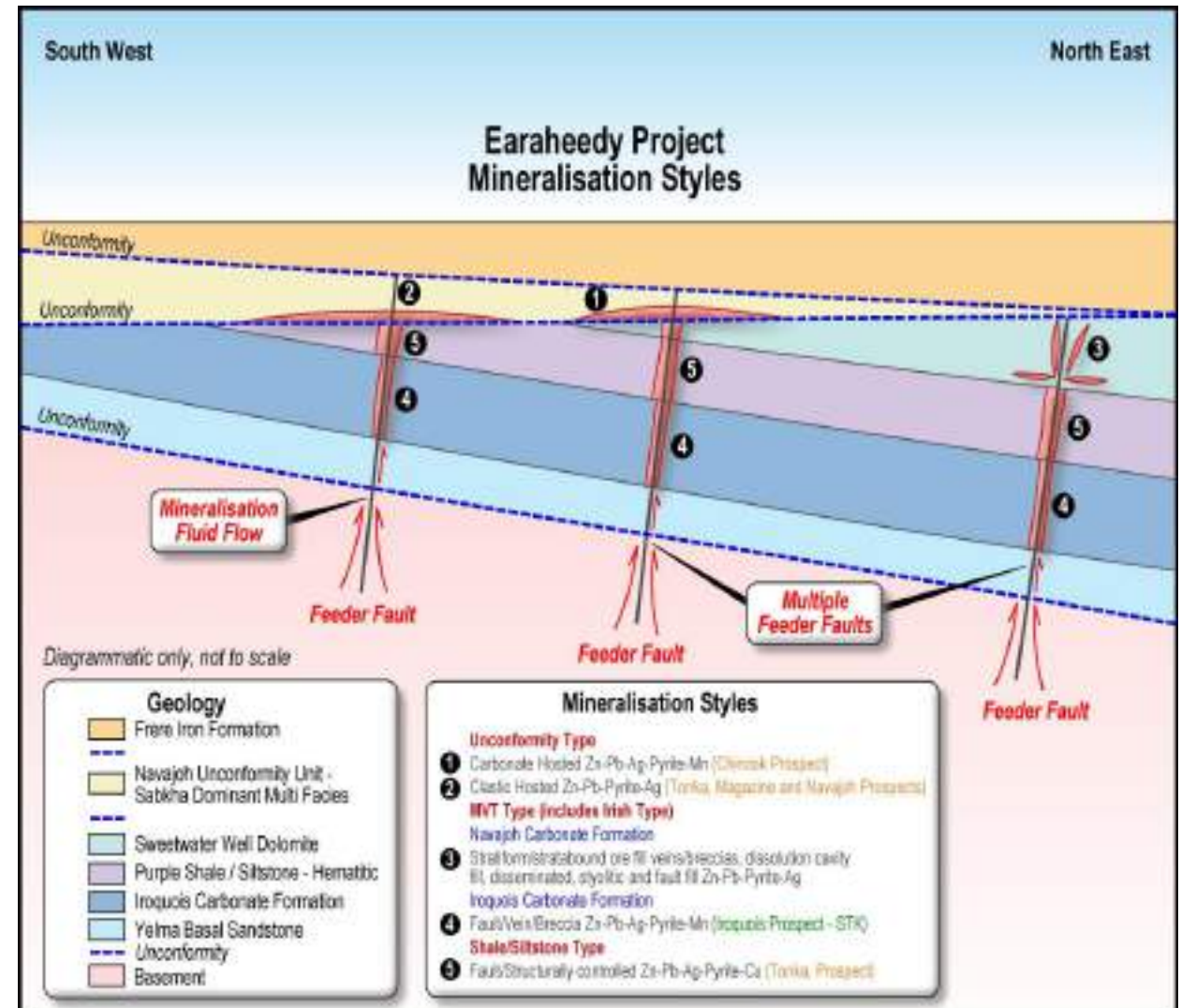
- Flat lying Zn-Pb-Ag at Chinook, Tonka and Navajoh Prospects
- Only style currently drill testing

## Target 3 - MVT Type Zn-Pb-Ag

- Historic drilling intersected MVT Zn-Pb-Ag
- Multiple targets to be tested in 2023
- Untested to date

## Target 4 & 5 - High Angle Fault/Feeder Zone Zn-Pb-Ag

- Strickland Metals intersected high-grade Zn-Pb in the Iroquois
- Rumble drilling intercepted Zn-Pb-Cu in the Purple Shale
- Multiple targets to be tested in 2023
- Untested to date



# Tier 1 Scale Potential

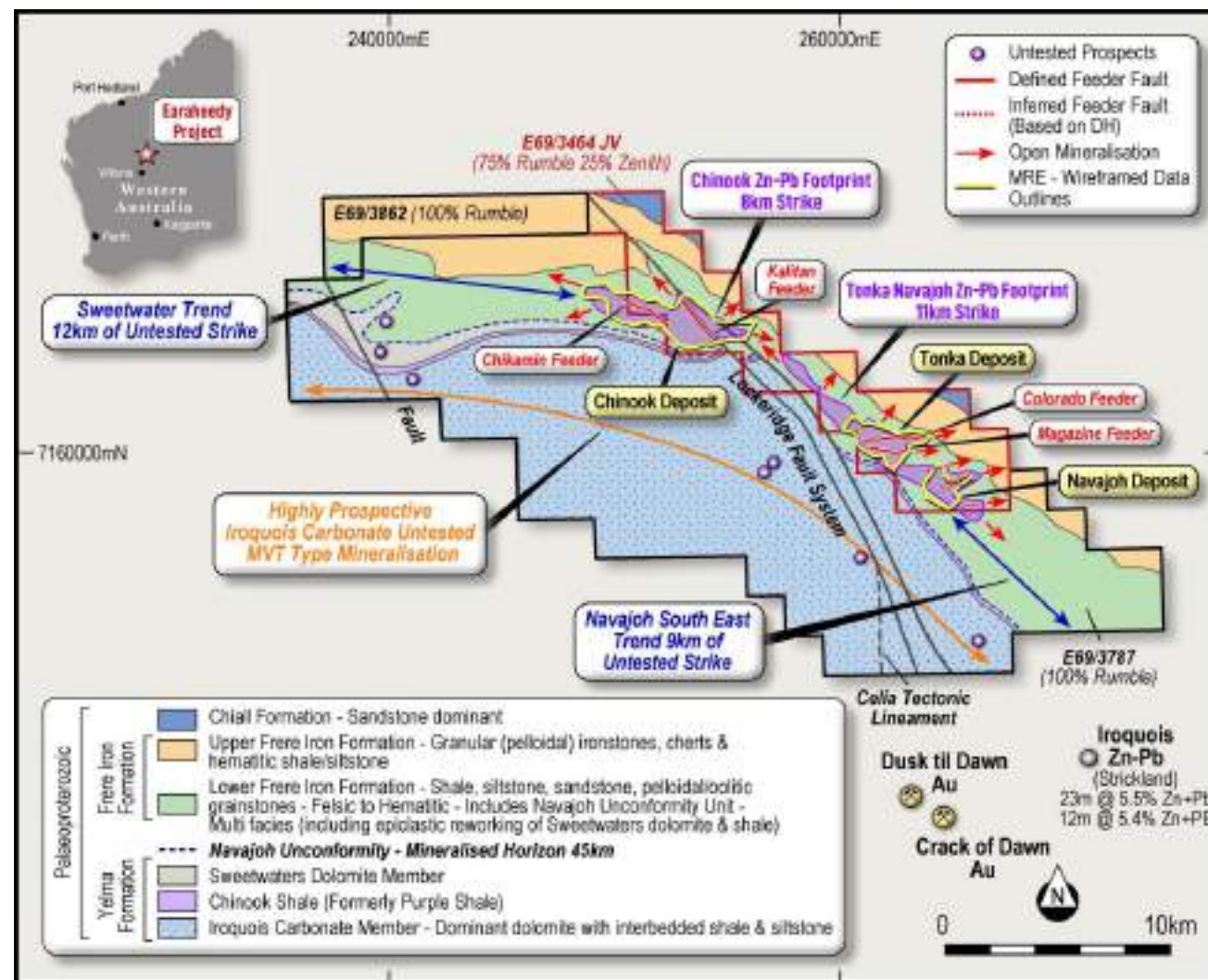


## 45km Unconformity (Targets 1-5) Strike

- **Chinook Prospect** mineralised footprint is 8km x 2km - open in all directions
- **Tonka - Prospect** mineralised footprint is 11km x 2km - open in all directions
- 12km of the **Sweetwater Trend** – untested
- 9km of **Navajoh Southeast Trend** – untested
- **MVT and structurally hosted high-grade underground deposits** in underlying geological formations - **Untested**
- High Angle **Fault/Structure Copper system** - **untested**

## 35km of Iroquois Carbonate Strike (Target 4)

- Limited historic drilling intercepted Zn-Pb and Strickland's drill results along trend, **highlights potential for near surface MVT deposits** - **untested**



# Tonka/Navajoh Southeast Trend: High-Grade Feeder Targets

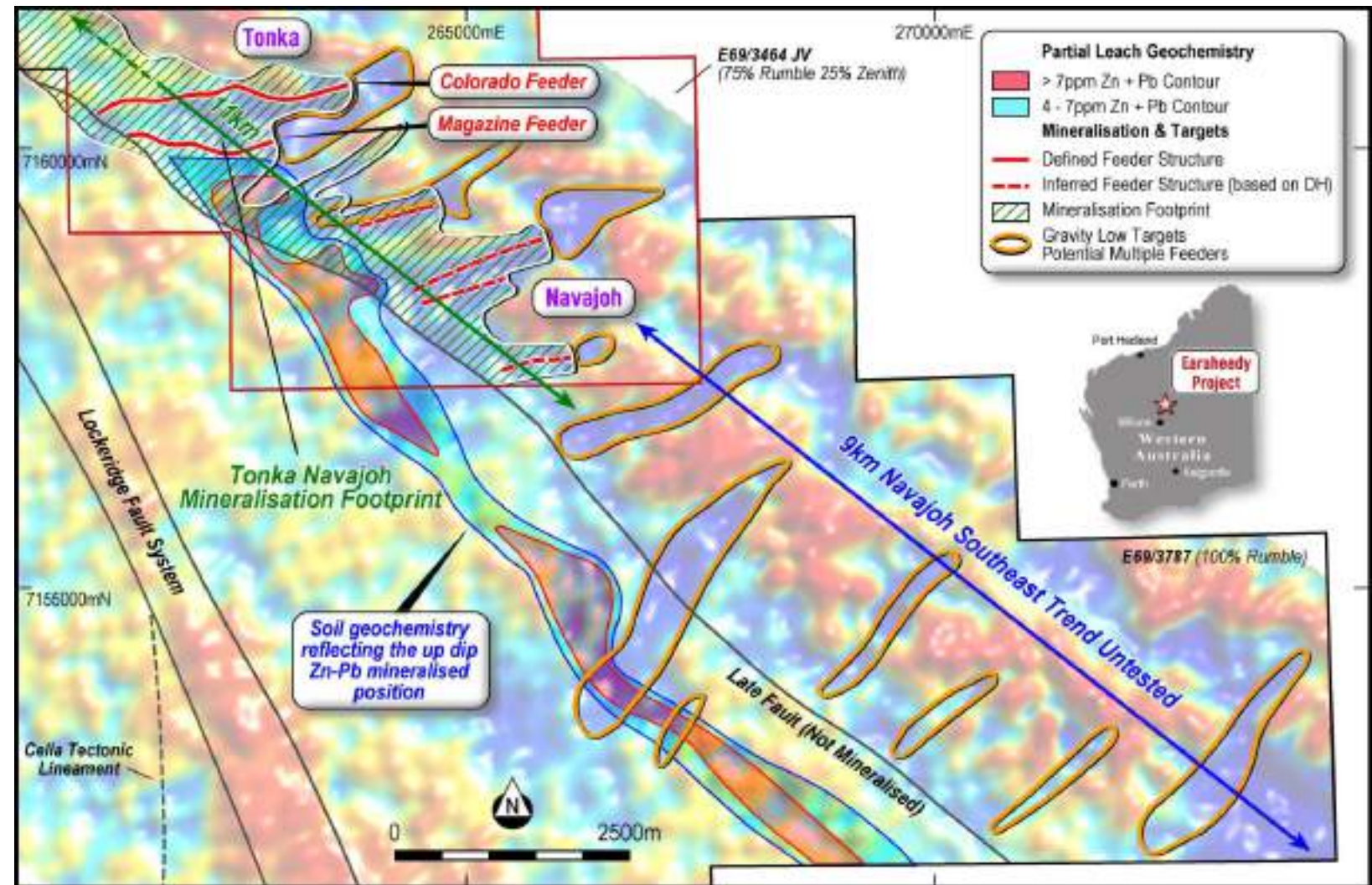


## Tonka/Navajoh Prospect

- Gravity gradient interpretation has shown **strong association with gravity lows and high-grade Zn-Pb feeder faults**
- Soil geochemistry is **reflecting the up dip Zn-Pb mineralised position**
- Numerous gravity lows has defined **new untested high grade feeder fault targets and extensions to feeders within the prospect**

## Navajoh Southeast Trend - Untested

- Soil geochemistry returned **equivalent or higher tenor Zn-Pb mineralisation than the Navajoh Prospect** along the entire 9km's
- Numerous gravity lows along the entire 9km represent **new untested high grade feeder fault targets**



# Zinc's Role in a Low-Carbon Economy



*Zinc is a critical mineral for renewal energy storage*

*Offshore wind turbines require a zinc coating to handle extreme environmental conditions*



*A 10 MWh offshore wind turbine required 4 tonnes of zinc*



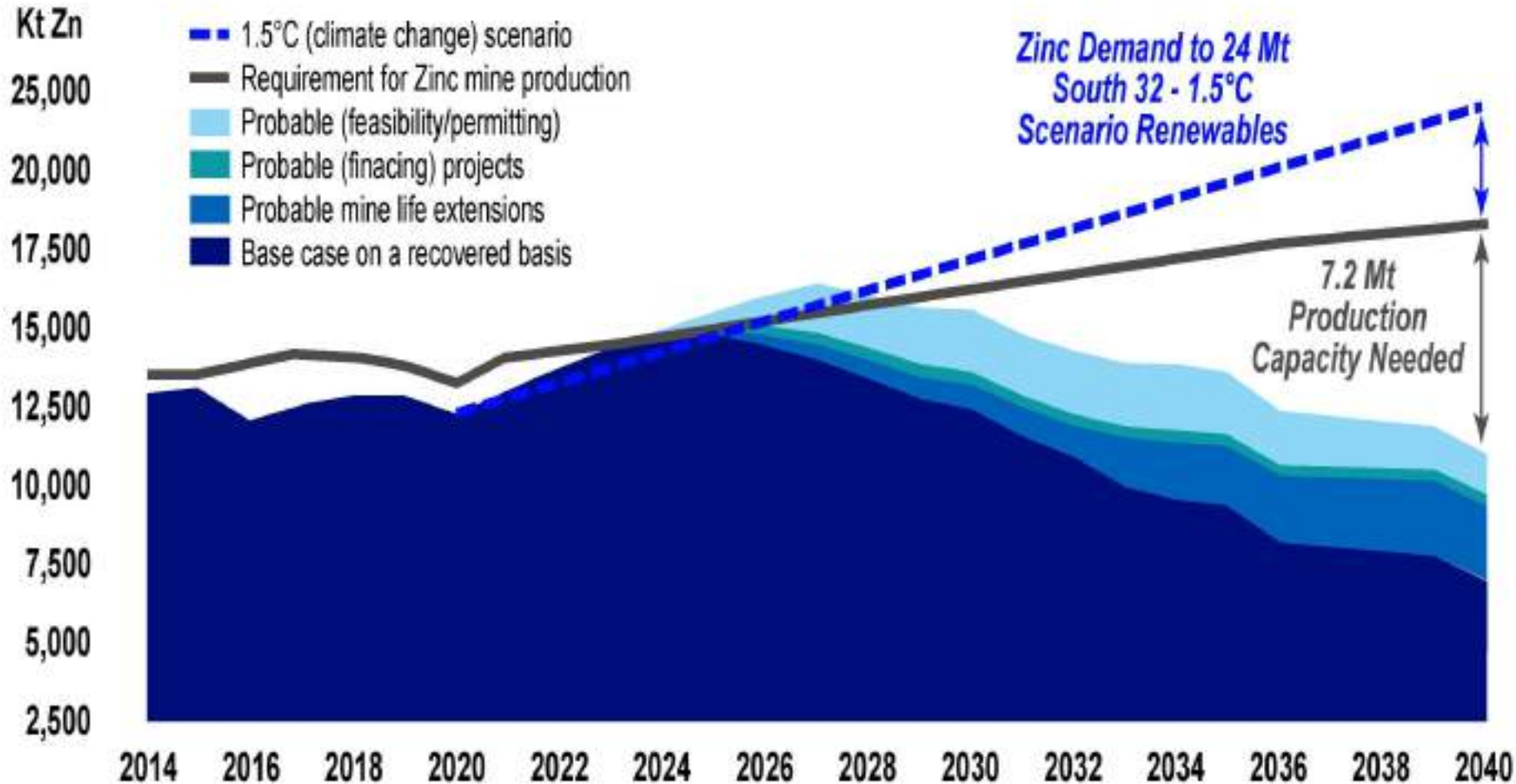
*Zinc coatings protect solar panel fixtures and prevent rust*

*A 100 megawatt hour (MWh) solar power park requires 240 tonnes of zinc*



- 1 *Zinc is a key ingredient in battery technology that enables carbon emission reduction*
- 2 *Zinc-ion batteries are safer than lithium-ion batteries as they use water-based chemistry (avoiding fires)*
- 3 *Galvanised steel requires zinc and is the preferred material used by EV manufacturers*

# Forecast Zinc Production and Future Supply Deficit



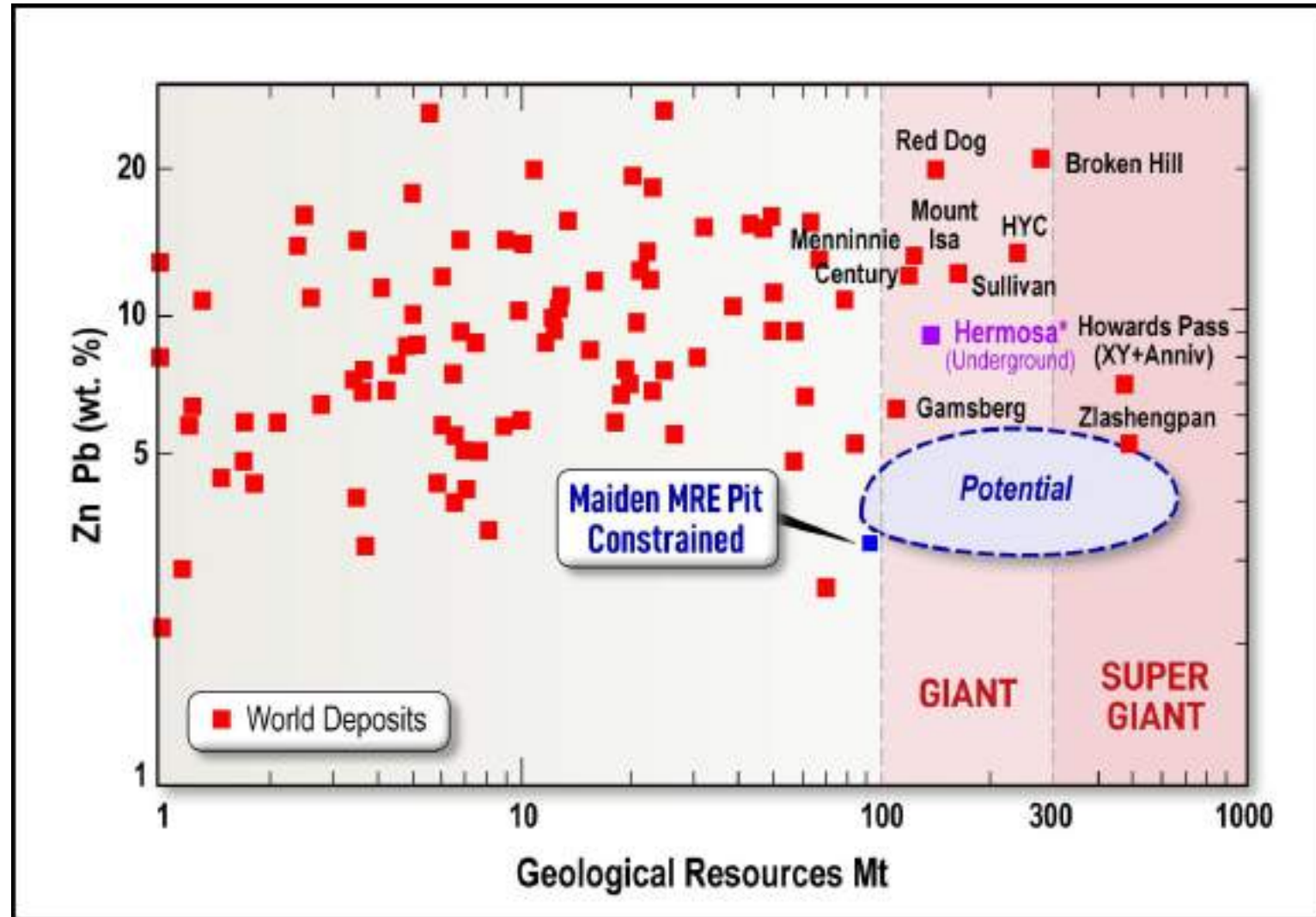
- Zinc inventories at **historic lows**
- **Supply Deficit** - 4 out of 10 major producers estimated to have less than 10 years remaining of mine life
- Supply - Expected to **fall 3.5% pa to 2030** due to **depleted mines**
- Demand - **Significant production increase required by 2040**
- **Underinvestment globally for discoveries**
- **New mines are essential to meet demand**

Source: S32 Analysis and Wood Mackenzie

# One of the largest undeveloped zinc deposits globally



- Maiden MRE: **94Mt @ 3.1% Zn+Pb Sulphide**  
***Optimised Pit Constrained***
- Globally only 8% of zinc is mined open pit - **significantly lower mining costs**
- Few deposits that have comparable scale – **Globally significant discovery**
- 92% of zinc is mined underground – **Substantially higher mining costs**
- High potential to **discover new MVT and structurally hosted high-grade underground deposits** in underlying geological formations
- **Recent Zn-Pb asset transaction:**
  - South 32 purchased Hermosa Deposit Arizona (**underground Zn-Pb mine**) for **US\$1.3bn (A\$2.0bn)\***



# Sustainability



- Diversity in the workforce
- Utilising the local community stakeholders and suppliers to create a positive contribution to the region
- Recognise and engagement with traditional owners



- Growing employment opportunities
- Incorporate best practice environmental principles
- Sponsor Murlpirrmarra Connection a not-for-profit organisation that provide Aboriginal youth in Wiluna support throughout secondary school

# Near Term Catalysts at Earraheedy



## 1. Drill Program Planned for 2023

- Target high-grade feeder structures at Chinook, Tonka and Navajoh and expand on maiden resources
- Target high-grade feeder structures along the untested 9km Navajoh Southeast Trend and 12km Sweetwater Trend
- Sonic drilling for beneficiation testing and enhance classification

## 2. Flotation optimisation and testing beneficiation techniques in 2023

## 3. Scoping Studies to commence in 2023



Photo: Head of Technical Brett Keillor and Chief Geologist Ben Jones studying Zn-Pb mineralisation

# Appendix



# Building a Team to Deliver Earraheedy



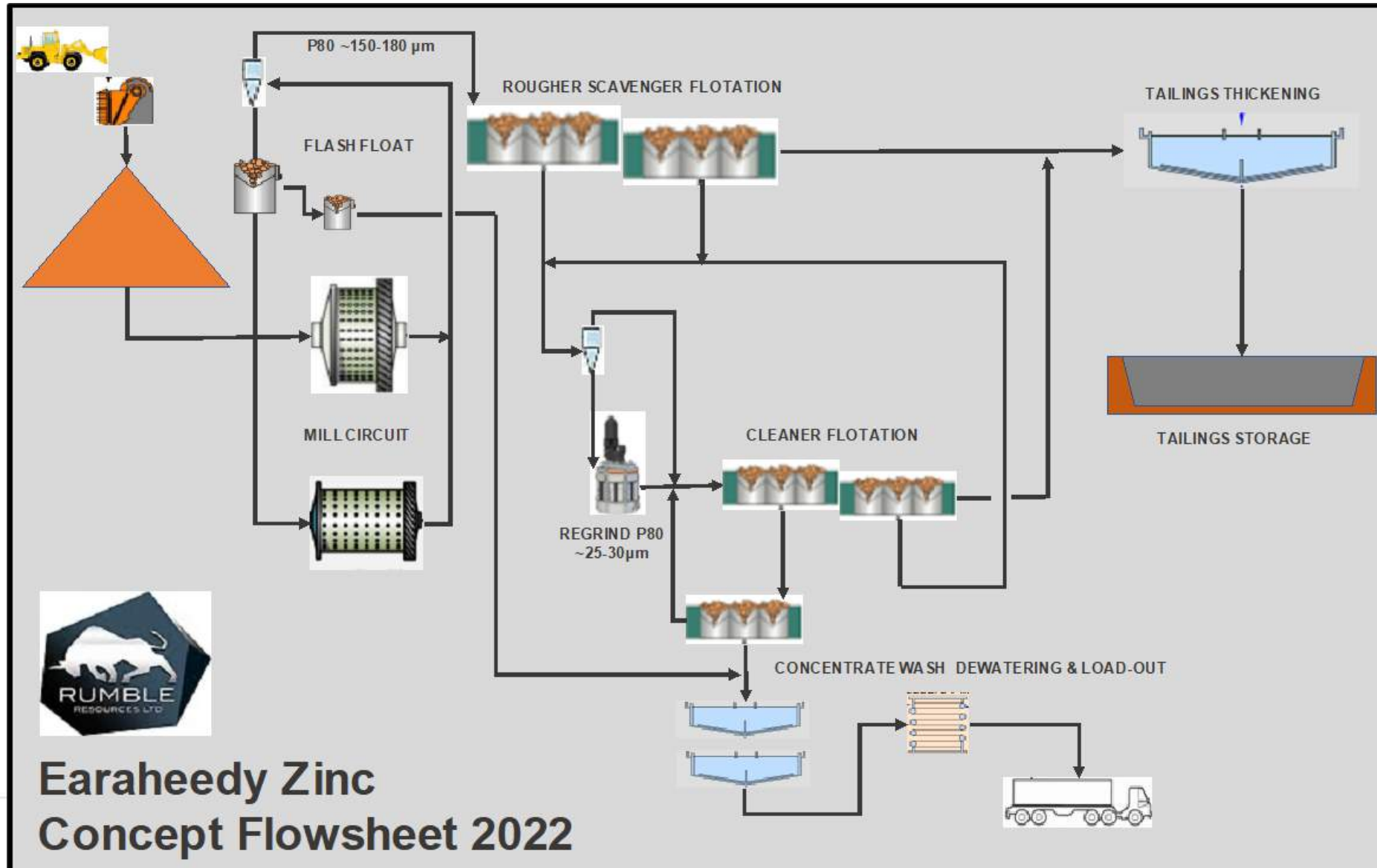
## Board of Directors

Shane Sikora Managing Director	Peter Venn Non-Executive Director	Geoff Jones Non-Executive Director	Matthew Banks Non-Executive Director	Michael Smith Non-Executive Director
<ul style="list-style-type: none"> <li>Founding member of Rumble appointed Managing Director in 2015</li> <li>Over 20 years in business development, public relations, strategy, project acquisitions, capital raisings, financial partners and joint ventures</li> </ul>	<ul style="list-style-type: none"> <li>Geologist with over 30 years experience</li> <li>Exploration and Development of 10+ mining operations across Africa and Australia</li> <li>Previously Chief Business Development Officer at Resolute Mining Limited</li> </ul>	<ul style="list-style-type: none"> <li>Civil engineer with over 30 years experience</li> <li>CEO for MACA interquip and ex MD for GR Engineering Services Limited (ASX: GNG)</li> <li>Previously Group Engineer for Resolute Mining, developed mines in Australia, Ghana and Tanzania.</li> </ul>	<ul style="list-style-type: none"> <li>Founding member of Rumble</li> <li>Over 20 years specialising in marketing, public relations and corporate finance</li> <li>Executive director of Wildcat Resources (ASX: WC8)</li> </ul>	<ul style="list-style-type: none"> <li>Founding member of Rumble</li> <li>Chartered Accountant with over 25 years experience</li> <li>Fellow of the Taxation Institute of Australia, member of ICAA's Forensic Accounting Special Interest Group</li> </ul>

## Senior Management

Brett Keillor Head of Technical	Mark Carder GM of Operations	Ben Jones Chief Geologist	Luke Timmermans Project Manager, Earraheedy	Trevor Hart CFO
<ul style="list-style-type: none"> <li>Geologist with over 30 years experience</li> <li>Senior roles and discoveries with Resolute Mining and Independence Group</li> <li>Twice recipient of the AMEC Award "Prospector Of The Year" for the Plutonic (5.5Moz Au), and Tropicana Gold (7.6M Oz Au) Deposits</li> </ul>	<ul style="list-style-type: none"> <li>Geologist with over 20 years experience</li> <li>Held senior geological roles with Crescent Gold, BC Iron, Carrick Gold, Millennium Minerals and Lynas Corporation</li> <li>Specialises in resource modelling and economic assessment</li> </ul>	<ul style="list-style-type: none"> <li>Geologist with over 20 years experience</li> <li>Senior roles at Evolution Mining, Independence Group, Jabiru Metals Ltd and AngloGold Ashanti</li> <li>Oversaw feasibility of 1Moz of Sunrise Dam Au Deposit, 7.6Moz Tropicana Au Deposit and Stockman 14mt Cu-Pb-Zn deposit</li> </ul>	<ul style="list-style-type: none"> <li>Geologist with over 10 years experience</li> <li>Senior roles with Gold Fields, Red 5 and Essential Metals</li> <li>Co-lead team that increased King of the Hills Au deposit to over 3Moz and oversaw feasibility studies and mill construction</li> </ul>	<ul style="list-style-type: none"> <li>Certified Practicing accountant with over 25 years experience in mining industry serving on boards and executive management teams</li> <li>Recently Develop Global Limited (ASX: DVP) CFO, instrumental in the company acquiring the Woodlawn Zinc/Copper mine and \$400m in underground mining services contracts</li> </ul>

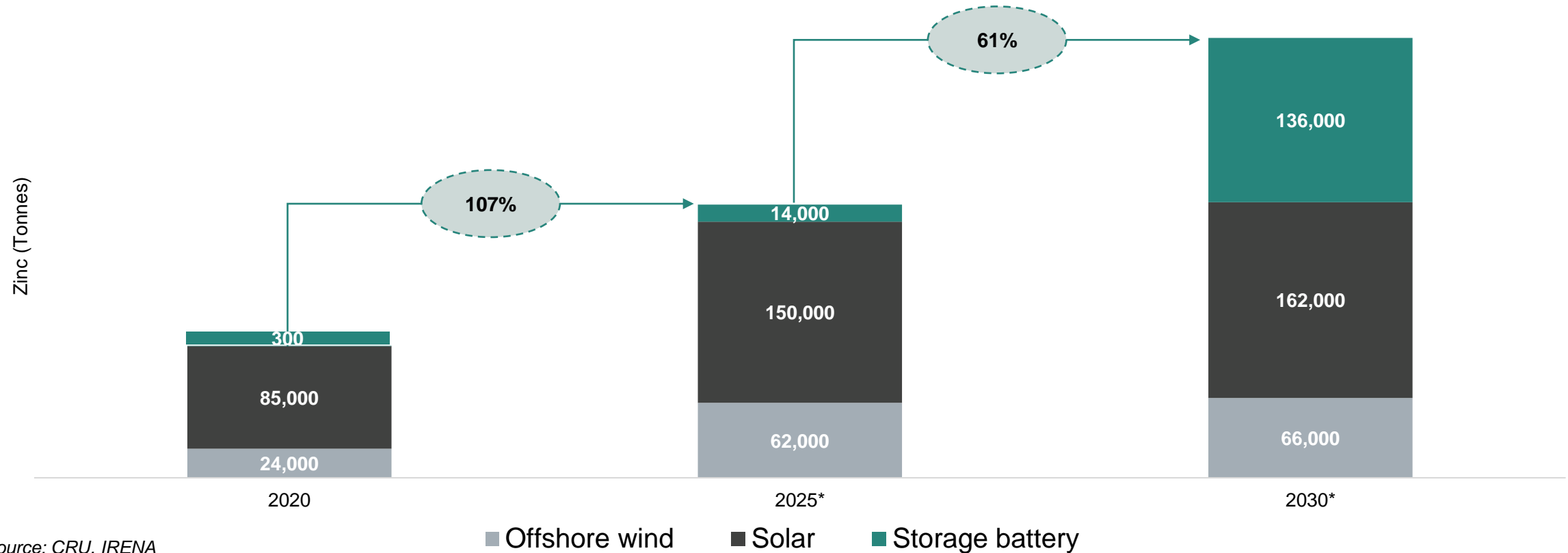
# Metallurgy – Conceptual Process Flowsheet



# Zinc Uses in Renewables



*Accelerated investment and adoption of renewable energy is leading to growing zinc demand*



Source: CRU, IRENA

\* Projected

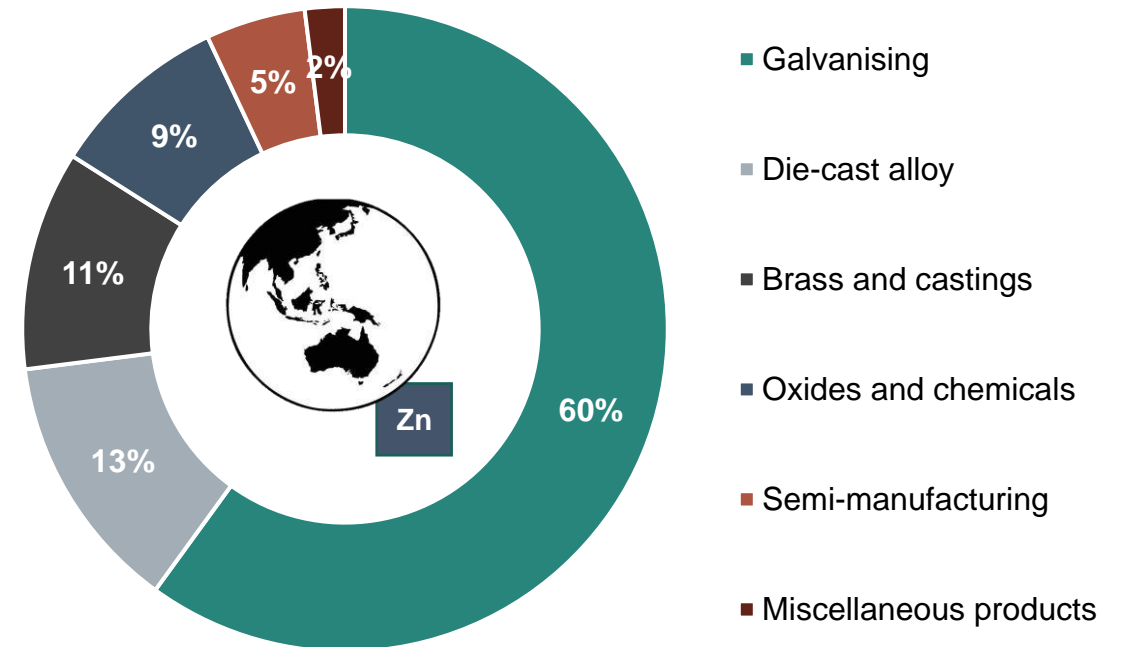
# Global Zinc Uses



## Overview

- Zinc is one of the most versatile and essential materials known to mankind. It is the fourth most used metal in the world behind iron, aluminum, and copper.
- The primary use of zinc is in the galvanizing process, which protects iron and steel from rusting. Zinc coatings play a key role in public transportation and infrastructure by extending the life of steel used in bridge rails and support beams, railway tracks, and public transportation hubs and terminals.
- Additionally, zinc can be alloyed with other metals and used for die-casting into shapes such as door handles, alloyed with copper to make brass, and alloyed with copper and sometimes other metals to make some types of bronze, like architectural bronze or commercial bronze.
- Furthermore, zinc also has applications in energy storage. Zinc-carbon batteries were the first commercial dry batteries, providing a higher energy density at a lower cost than previously available cells.
- Due to its growing role in energy storage and its superior ability to protect metals against corrosion, zinc remains an essential material for the future.

## Uses



Source: Natural Resources Canada

# Analogy: Pering Open Pit Mine, South Africa



- Pering Zinc-Lead discovery made in 1978 by BHP Billiton
- 70km Southwest of Vryburg, Northwest region of South Africa
- Mined by a joint venture comprising Shell & BHP Billiton
- **20.5Mt mined at 2.6% Zn & 0.6% Pb over 17 years**
- 1.2Mtpa mined from two open pits to 120m
- **Zn prices averaged US\$0.60/lb between 1988 – 2005, in 2022 US\$1.40/lb**

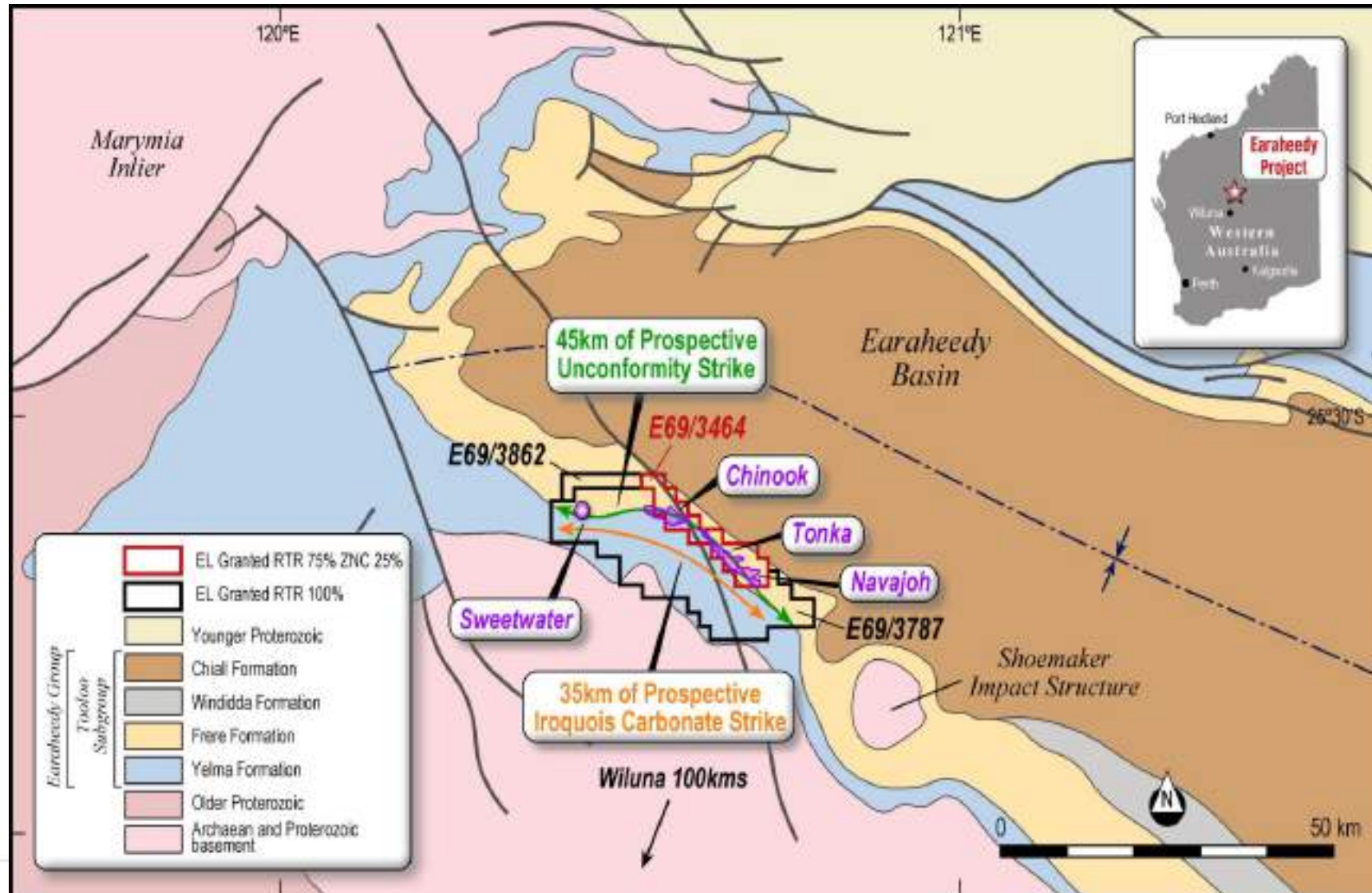
## Recent DMS processing enhancements at Pering

- Successful preconcentration DMS studies were completed on current reserves (51.3Mt @ 1.1%Zn 0.3%Pb) in 2010 by Mintek, South Africa for PBM Pty Ltd
- DMS PEA Study produced:
  - **3-4 times increase to 4.2% Zn and 1.0% Pb**
  - **80% rejection of waste**

Pering Zn-Pb Open Pit Mine, South Africa



# Earaheedy Basin – New Zinc Province

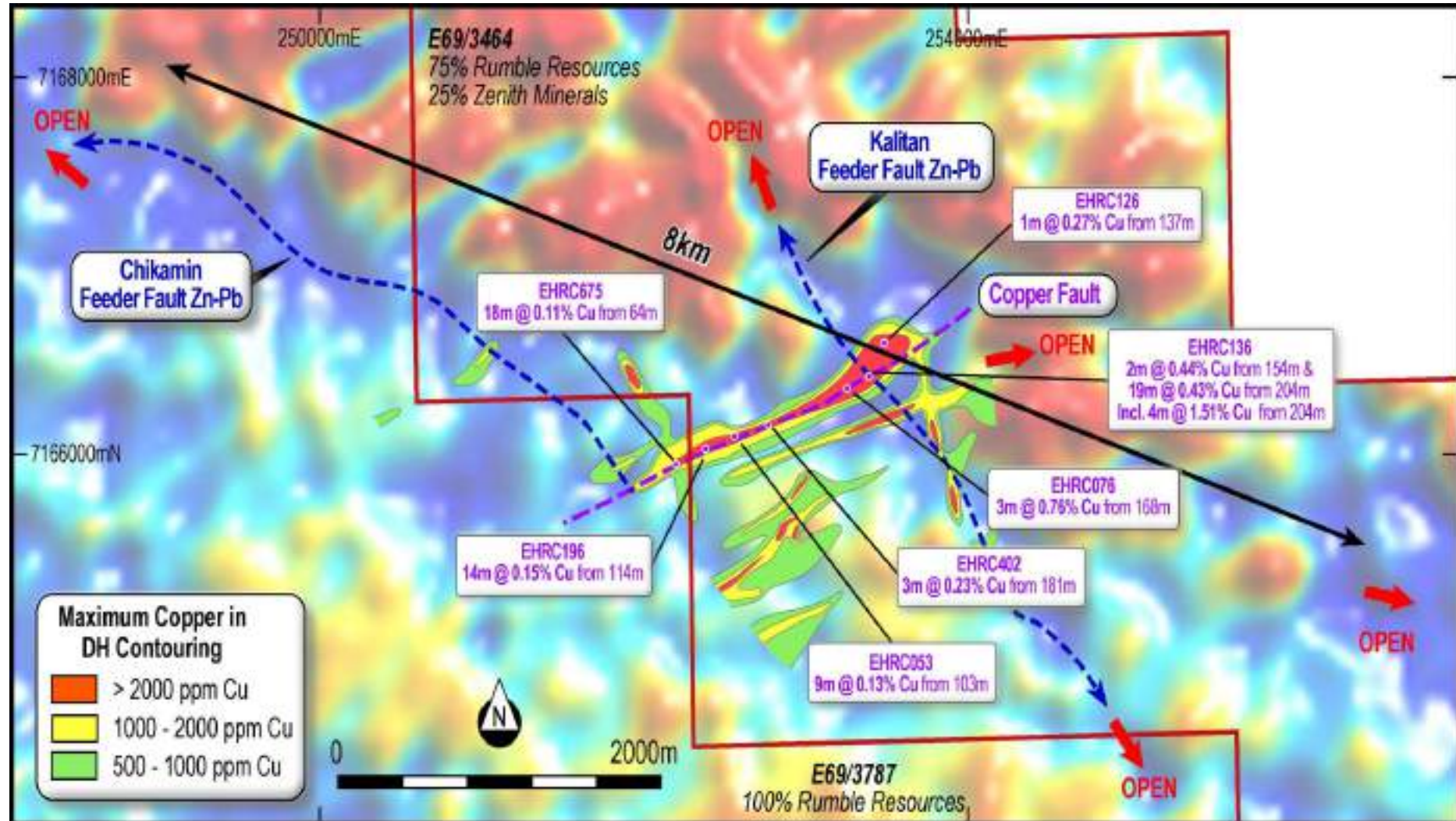


E69/3464 - 75% Rumble / 25% Zenith (ASX:ZNC) E69/3787 & E69/3862 - 100% Rumble

# Chinook: Copper Potential



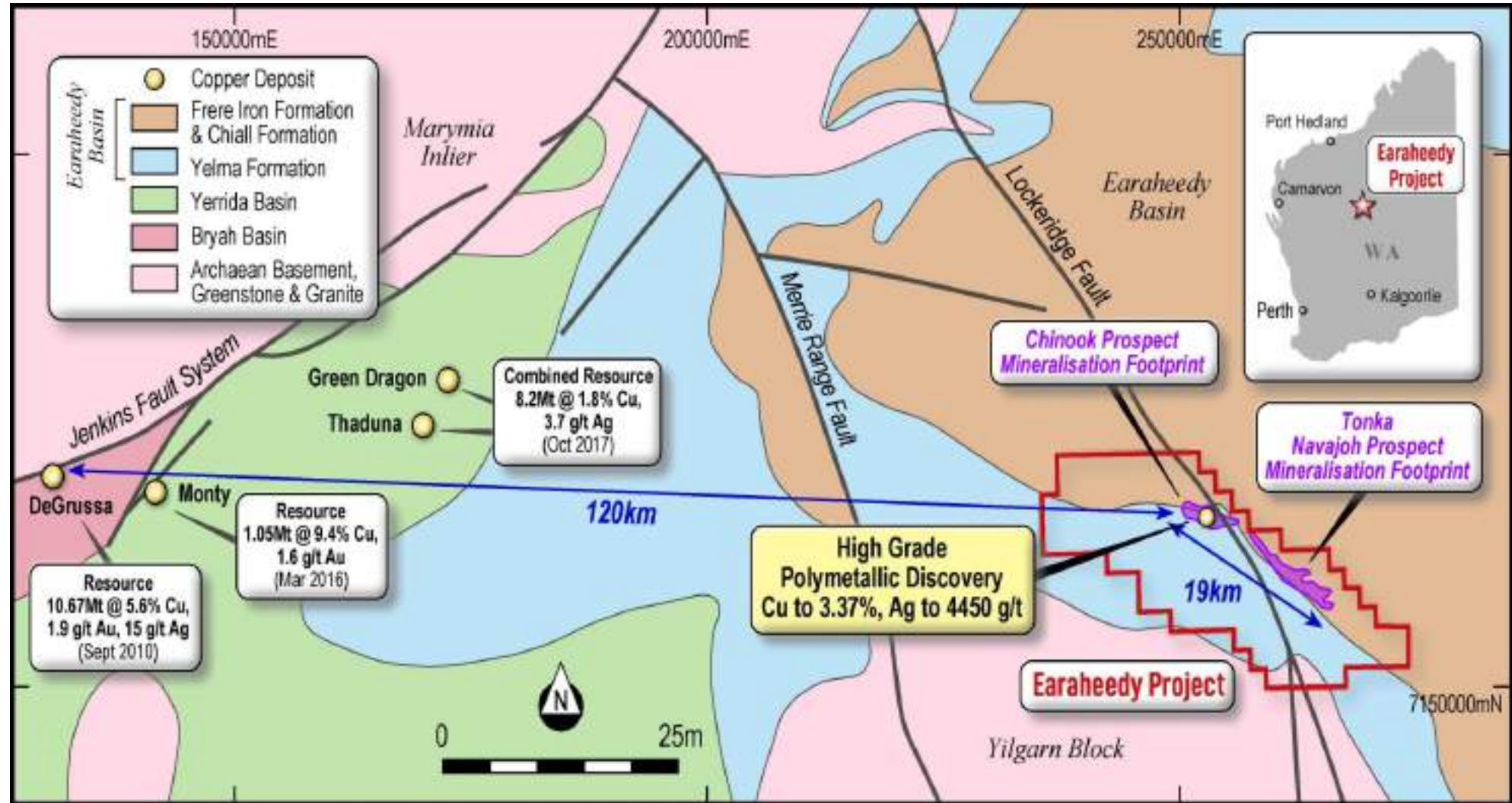
- Vertical drill holes targeting flat lying Zinc-Lead mineralisation discovered vertical fault/structure related **copper**, with associated molybdenum, tungsten and nickel in a newly recognised polymetallic system
- The polymetallic system is a **separate mineralising event** to the unconformity and MVT style Zinc-Lead mineralisation
- Multiple intersections over 2km** in a NE trending fault
- Rumble to **target Copper potential with angled holes**



# Earaheedy Project - Regional Copper Deposits



- Significant potential for independent copper dominant deposits throughout the Earaheedy Project yet to be drill targeted and tested
- Major copper deposits including the high-grade Degruessa Cu-Au-Ag VMS system occur in older Yerrida and Bryah Basins to the west (120km) of the Earaheedy project



# Rumble's Pipeline of Projects Strategy



## Project Pipeline Strategy

- Generate a pipeline of projects at various stages of development
- Critically review each project to ensure capable of world class discoveries
- Negotiate low-cost upfront optionality
- De-risked due to multiple avenues to discovery

## Targeting Valuable Discovery

- Fast track low-cost drill target generation
- Drill first order targets for discovery
- Technical team discovered multiple deposits that turned into mines

## Project Development

- Establish a Board and Management experienced in developing discoveries into mines

### Gold Resources

#### Western Queen Au Project

- Unmined open pit and underground resources of 163,268oz @ 2.42 g/t Au
- Significant high-grade intersections include:  
6m @ 34.24 g/t Au,  
6.3m @ 36.09 g/t Au,  
7m @ 60.6 g/t Au & 6m @ 37.34 g/t Au
- Scope to significantly expand the resources at depth and discover new deposits along the 35kms of WQ shear zone strike to be drill tested
- High-Grade System Targets:  
Multiple high-grade gold open pit and underground deposits

Classification	Tonnes (t)	Au g/t	Contained Metal
Ind.	1,069,218	1.95	67,145
Inf.	1,027,954	2.91	96,123
<b>Total</b>	<b>2,097,172</b>	<b>2.42</b>	<b>163,268</b>
Cut-Off g/t    D/C @ 0.5    U/G @ 1.5			

### Four Advanced Projects, Large Scale Systems Discovered

#### Munarra Gully Au-Cu-Ag-Zn Project

- Amaryllis Prospect - Large Scale Au-Cu-Ag-Zn system discovered with intercepts:  
57m @ 0.85 g/t Au, 0.27% Cu, 4.2 g/t Ag and 10m @ 2.88 g/t Au, 0.54% Cu, 7.5 g/t Ag
- Over 2.3km's of Au-Cu-Ag up to 50m wide and open in all directions
- Over 15km's of strike untested
- Large Scale Targets:  
Large Scale Chibougamau Au-Cu-Ag shear vein style type deposits

#### Waroo Cu-Zn-Pb-Ag-Au-U-Pt Project

- Waroo Hill member prospect - 18km's of strike with extensive shallow copper to 3.43% and Zinc to 26% remains untested
- Potential New VMS Province
- Large Scale Targets:  
Large scale VMS type deposits

#### Braeside Zn-Pb-Cu-Ag-Au-V Project

- 60km's of mineralisation
- 30 Priority Cu-Au-Zn-Pb-Ag targets generated
- High-grade Pb-Zn-Ag breccia pipes discovered
- Broad Cu with Zn-Pb Intercepted - Potential new VMS Province
- Large Scale System Targets:  
Large scale porphyry related base metal and VMS deposits

#### Wardawarra Ni-Cu-Co-Ta-Nb-Sn-Li Project

- 20km x 2km Ultramafic sequence - Prospective for Ni-Cu-Co-PGE - 19.8m @ 0.88% Ni & 0.1% Co
- Large Pegmatite swarm over 12kms of strike - Up to 5.32% Li2O
- 35km of Western Queen High-grade Gold Shear Zone
- Large Scale Targets:  
Large Scale Ni-Cu-Co, Ta-Nb-Sn (Li-C-Rb-REE Potential) and Au deposits

### Two JV Projects in World Class Jurisdiction - Tier 1 Targets

#### Lamil Cu-Au Project

- JV Project - 50% Rumble and 50% AIC Mines (ASX:A1M)
- 25 Au-Cu targets located between world class Nifty & Teifer mines in Paterson Province
- Key target is Lamil Dome which has similar dome size, trend & inferred host rocks to the nearby Teifer Au-Cu Dome deposit (32Moz, 1Mt Cu resource)
- Tier 1 Targets:  
Large scale Au-Cu deposits

#### Fraser Range Ni-Cu-Au Project

- JV with major IGO Limited (ASX:IGO) on 2 Projects
- Two high-grade Au discoveries 16m @ 6.59 g/t Au & 6m @ 9.15 g/t Au
- Magnetic lowgravity high targets & multiple EM conductors over a 12km Cu-Zn trend - 30km along strike from Mawson's Ni-Cu Discovery
- Tier 1 Targets:  
Large scale Ni-Cu and Au deposits

### All Projects in Western Australia



# Disclaimer



## Disclaimer

This presentation has been prepared by Rumble Resources Limited (Rumble or the Company). It contains general information about the Company's activities current as at the date of the presentation. The information is provided in summary form and does not purport to be complete. This presentation is not to be distributed (nor taken to have been distributed) to any persons in any jurisdictions to whom an offer or solicitation to buy shares in the Company would be unlawful. Any recipient of the presentation should observe any such restrictions on the distribution of this presentation and warrants to the Company that the receipt of the presentation is not unlawful. It should not be considered as an offer or invitation to subscribe for or purchase any securities in the Company or as an inducement to make an offer or invitation with respect to those securities. No agreement to subscribe for securities in the Company will be entered into on the basis of this presentation or any information, opinions or conclusions expressed in the course of this presentation. This presentation is not a prospectus, product disclosure document or other offering document under Australian law or under any other law. It has been prepared for information purposes only. This presentation contains general summary information and does not take into account the investment objectives, financial situation and particular needs of any individual investor. It is not financial product advice and investors should obtain their own independent advice from qualified financial advisors having regard to their objectives, financial situation and needs. Rumble nor any of their related bodies corporate is licensed to provide financial product advice. This presentation and information, opinions or conclusions expressed in the course of this presentation contains forecasts and forward looking information. Such forecasts, projections and information are not a guarantee of future performance, involve unknown risks and uncertainties. Actual results and developments will almost certainly differ materially from those expressed or implied. There are a number of risks, both specific to Rumble, and of a general nature which may affect the future operating and financial performance of Rumble, and the value of an investment in Rumble including and not limited to title risk, renewal risk, economic conditions, stock market fluctuations, manganese demand and price movements, timing of access to infrastructure, timing of environmental approvals, regulatory risks, operational risks, reliance on key personnel, reserve estimations, native title risks, foreign currency fluctuations, and mining development, construction and commissioning risk.

You should not act or refrain from acting in reliance on this presentation, or any information, opinions or conclusions expressed in the course of this presentation. This presentation does not purport to be all inclusive or to contain all information which its recipients may require in order to make an informed assessment of the prospects of Rumble. You should conduct your own investigation and perform your own analysis in order to satisfy yourself as to the accuracy and completeness of the information, statements and opinions contained in this presentation before making any investment decision. Recipients of this presentation must undertake their own due diligence and make their own assumptions in respect of the information contained in this presentation and should obtain independent professional advice before may any decision based on the information. No representation or warranty, express or implied, is made in relation to the fairness, accuracy or completeness of the information, opinions and conclusions expressed in the course of this presentation. To the maximum extent permitted by law, no representation, warranty or undertaking, express or implied, is made and, to the maximum extent permitted by law, no responsibility or liability is accepted by the Company or any of its officers, employees, agents or consultant or any other person as to the adequacy, accuracy, completeness or reasonableness of the information in this presentation. To the maximum extent permitted by law, no responsibility for any errors or omissions from this presentation whether arising out of negligence or otherwise is accepted. An investment in the shares of the Company is to be considered highly speculative. The exploration targets or conceptual exploration targets in this presentation or expressed during the course of this presentation are subject to completion of the necessary feasibility studies, permitting and execution of all necessary infrastructure agreements. This presentation and information, opinions or conclusions expressed in the course of this presentation should be read in conjunction with Rumble's other periodic and continuous disclosure announcements lodged with the ASX, which are available on the Rumble website. They involve risk and uncertainties that could cause actual results to differ from estimated results. Forward-looking statements include, but are not limited to, statements concerning the Company's exploration programme, outlook and target sizes. They include statements preceded by words such as "potential", "target", "scheduled", "planned", "estimate", "possible", "future", "prospective" and similar expressions.

## Competent Person Statement:

The Exploration Results referenced in this presentation were first announced by the Company in accordance with ASX Listing Rule 5.7 in its announcements dated 19<sup>th</sup> April 2023, 14<sup>th</sup> March 2023, 16<sup>th</sup> February 2023, 17<sup>th</sup> November 2022, 3<sup>rd</sup> November 2022, 29<sup>th</sup> September 2022, 30<sup>th</sup> August 2022, 23<sup>rd</sup> August 2022, 18<sup>th</sup> July 2022, 26 May 2022, 9 March 2022, 21 February 2022, 7 February 2022, 31 January 2022, 21 December 2021, 13 December 2021, 18 November 2021, 10 November 2021, 18 October 2021, 8 July 2021, 2 June 2021, 19 April 2021, 23 February 2021, 17 February 2021, 15 February 2021, 3 February 2021, 28 January 2021, 4 November 2020, 6 October 2020, 20 May 2020, 4 May 2020, 24 April 2020, 17 February 2020, 23 January 2020, 26 November 2019, 8 November 2019, 21 November 2019, 21 October 2019, 1 October 2019, 23 August 2019, 22 August 2019, 6 August 2019, 11 July 2019, 1 July 2019, 4 April 2019, 12 March 2019, 12 February 2019, 6 February 2019, 17 December 2018, 27 November 2018, 30 August 2018 and 9 August 2018.

The Mineral Resource estimate for the Western Queen Project referenced in this presentation was first announced by the Company in accordance with ASX Listing Rule 5.8 in its announcement dated 2 August 2021. The Mineral Resource estimate for the Earahedy Project referenced in this presentation was first announced by the Company in accordance with ASX Listing Rule 5.8 in its announcement dated 19 April 2023.

Rumble is not aware of any new information or data that materially affects the information included in the relevant market announcements described above and, in the case of the Mineral Resource estimate, that all material assumptions and technical parameters underpinning the estimate in the relevant market announcement continue to apply and have not materially changed.

## Reference Source:

Slide 19 – Zincs Role in a low carbon economy -Source: International Zinc Association, A2Mac1, Slide 20 – Forecast Zinc Production and Future Supply Deficit - South 32 Analysis & Wood Mackenzie – 17-1-22 -): [https://www.south32.net/docs/default-source/exchange-releases/hermosa-project-update-presentation43ee85d99c0a4238ab2df792d986f3d3.pdf?sfvrsn=24bde72d\\_4](https://www.south32.net/docs/default-source/exchange-releases/hermosa-project-update-presentation43ee85d99c0a4238ab2df792d986f3d3.pdf?sfvrsn=24bde72d_4) Slide 21 - Putting Earahedy Scale in Perspective - 911 Metallurgist - <https://www.911metallurgist.com/blog/SEDEX-sedimentary-exhalative-ore-deposits> and International Lead and Zinc Study Group (ILZSG) and South 32 deal of Hermosa: [https://www.south32.net/docs/default-source/exchange-releases/south32-to-acquire-arizona-mining-in-agreed-all-cash-offer845e39935e04d52bba69904f73c039a.pdf?sfvrsn=d6597986\\_4](https://www.south32.net/docs/default-source/exchange-releases/south32-to-acquire-arizona-mining-in-agreed-all-cash-offer845e39935e04d52bba69904f73c039a.pdf?sfvrsn=d6597986_4) . Slide 15 – Potential DMS & Ore Sorting benefits – Paring Mine economic statement 31st December 2010, Sabre Resources ASX announcement 24th January 2012 - <https://www.asx.com.au/asxpdf/20120124/pdf/423xbgprfxhy4.pdf> , Boab Metals Asx announcements 19th November 2021 <https://boabmetals.com/wp-content/uploads/2021/11/20211119-2303039-DFS-Met-Testwork-results.pdf> & 25th August 2020 - [https://boabmetals.com/wp-content/uploads/2021/02/20200825\\_Sorby\\_Hills\\_PFS\\_Delivers\\_Outstanding\\_Results\\_final.pdf](https://boabmetals.com/wp-content/uploads/2021/02/20200825_Sorby_Hills_PFS_Delivers_Outstanding_Results_final.pdf)

# Disclaimer



Company	Project	Status	Source
MMG Limited	Roseberry	Production	Fourth Quarter Production Report 2021 <a href="http://www.mmg.com/wp-content/uploads/2022/01/e_2022-01-24_4QTR-Production-Report.pdf">www.mmg.com/wp-content/uploads/2022/01/e_2022-01-24_4QTR-Production-Report.pdf</a>
MMG Limited	Dugal River	Production	Fourth Quarter Production Report 2021 <a href="http://www.mmg.com/wp-content/uploads/2022/01/e_2022-01-24_4QTR-Production-Report.pdf">www.mmg.com/wp-content/uploads/2022/01/e_2022-01-24_4QTR-Production-Report.pdf</a>
New Century Resources Limited	Century	Production	ASX Announcement: Quarterly Activities Report Dec-21 (27-Jan-2022)
Nexa Resources SA	Vazante	Production	Information Relating to Mineral Properties 17-Mar-22 <a href="https://minedocs.com/22/Nexa-Mining-Report-03172022.pdf">https://minedocs.com/22/Nexa-Mining-Report-03172022.pdf</a>
Glencore plc	Mcarthur River	Production	Wood Mackenzie, August 2018
Vedanta Zinc	Gamsberg	Production	Wood Mackenzie, August 2018
Teck Resources Ltd	Red Dog	Production	Q2 2022 FINANCIAL REPORT - <a href="https://www.teck.com/media/q3-2022-quarterly.pdf">https://www.teck.com/media/q3-2022-quarterly.pdf</a>
Note: Peer specifications are indicative only and may not represent current specifications.			
Table: Peer Comparison Source Information			

# Contacts



**Shane Sikora**  
**Managing Director**

[info@rumbleresources.com.au](mailto:info@rumbleresources.com.au)  
+61 8 6555 3980

[www.rumbleresources.com.au](http://www.rumbleresources.com.au)

Level 1, 16 Ord Street,  
West Perth, WA 6005



<https://www.linkedin.com/company/rumble-resources-ltd>



<https://twitter.com/RumbleResources>